

Loch Kemp Storage - EIA Report

Appendix 10.6: Eco-hydrological assessment of the impacts of the Loch Kemp Storage Scheme on Urquhart Bay Wood SAC

November 2023

ash



ash design + assessment
Suite 2/3, Queens House
19 St Vincent Place
Glasgow, G1 2DT

Tel: 0141 227 3388
Fax: 0141 227 3399

Email: info@ashglasgow.com
Web: www.ashdesignassessment.com

LOCH KEMP PUMPED STORAGE SCHEME

**Eco-hydrological assessment of the impacts of the
Loch Kemp Pumped Storage Scheme on Urquhart
Bay Wood SAC**

Prepared for: ASH design + Assessment

SLR Ref: 428.V04707.00036
Version No: 3
November 2023



Document Control	
Document Properties	
Organisation	ASH Design and Assessment (on behalf of Statera Energy)
Project Name	Loch Kemp Pumped Storage Scheme
Report Title	Eco-hydrological assessment of the impacts of the Loch Kemp Pumped Storage Scheme on Urquhart Bay Wood SAC
Author(s)	Warren McClelland
Draft version/final	Rev 3
Document reference	428.V04707.00036

Date	Revision No	Prepared By	Reviewed By	Approved By	Status	Comments
26.04.23	0	Warren McClelland	Hazel Douglas, Duncan Watson, Gordon Robb	Duncan Watson	Draft	Draft for client comment
04.05.23	1	Warren McClelland	Hazel Douglas, Duncan Watson, Gordon Robb	Duncan Watson	Final	Final
13.07.23	2	Warren McClelland	Duncan Watson	Duncan Watson	Draft	Updated to reflect NatureScot comments (hydrology)
07.11.23	3	Hazel Douglas	Warren McClelland	Warren McClelland	Final	Figure 8-5 updated. Disclaimer added relating to hydrological modelling

DISCLAIMER

The hydrological modelling data have been updated since this report was completed. Whilst the hydrological modelling has changed, the principal of the loch level varying within existing limits remains the same. The hydrological modelling update does not have a material effect on this report, and does not change the conclusions of this report.

The hydrological modelling of levels in Loch Ness, upon which this report is based, was originally based upon observed level information from the SEPA gauge at Foyers. This original dataset had just under 5 years of observations, based on the availability of information at the time. To improve the accuracy of the analysis a longer-term dataset was identified at the SEPA gauge at Ness-side. This dates back to September 1972 providing 50 years of historic flow information which was manipulated to estimate loch levels within Loch Ness over the period. The project engineers consider the longer duration dataset a more robust basis for evaluation of the impact of pumped hydro on Loch Ness levels.

BASIS OF REPORT

This document has been prepared by SLR with reasonable skill, care and diligence, and taking account of the timescales and resources devoted to it by agreement with ASH design + Assessment (the Client) as part or all of the services it has been appointed by the Client to carry out. It is subject to the terms and conditions of that appointment.

SLR shall not be liable for the use of or reliance on any information, advice, recommendations and opinions in this document for any purpose by any person other than the Client. Reliance may be granted to a third party only in the event that SLR and the third party have executed a reliance agreement or collateral warranty.

Information reported herein may be based on the interpretation of public domain data collected by SLR, and/or information supplied by the Client and/or its other advisors and associates. These data have been accepted in good faith as being accurate and valid.

The copyright and intellectual property in all drawings, reports, specifications, bills of quantities, calculations and other information set out in this report remain vested in SLR unless the terms of appointment state otherwise.

This document may contain information of a specialised and/or highly technical nature and the Client is advised to seek clarification on any elements which may be unclear to it.

Information, advice, recommendations and opinions in this document should only be relied upon in the context of the whole document and any documents referenced explicitly herein and should then only be used within the context of the appointment.

CONTENTS

1.0	INTRODUCTION.....	1
1.1	Background.....	1
1.2	Staff.....	1
1.3	Objectives.....	2
2.0	SCOPE OF WORK.....	2
3.0	APPROACH AND METHODS.....	3
4.0	ASSUMPTIONS AND LIMITATIONS.....	4
5.0	OVERVIEW OF URQUHART BAY WOOD SAC.....	5
6.0	OVERVIEW OF RESIDUAL ALLUVIAL FORESTS.....	7
7.0	ECO-HYDROLOGICAL CHARACTERISTICS OF WET WOODLAND SPECIES.....	8
7.1	Common Alder (<i>Alnus glutinosa</i>).....	8
7.2	European Ash (<i>Fraxinus excelsior</i>).....	8
8.0	CURRENT STATE OF WATER LEVELS IN LOCH NESS.....	10
8.1	Patterns of variation and trends in water levels in Loch Ness.....	10
8.2	Operation of the Caledonian Canal.....	16
9.0	PROJECTED CHANGES TO LOCH NESS WATER LEVELS AND PREDICTED IMPACTS ON URQUHART BAY WOOD SAC.....	17
9.1	Projected changes to water levels.....	17
9.1.1	Operational scenarios.....	17
9.1.2	Storage between Pumping and Generation Cycles.....	18
9.2	Pumped Storage Scheme Operational Assumptions.....	19
9.2.1	Regulation of water levels through PSS operating rules.....	19
9.2.2	Scenario variations in loch level.....	20
9.2.3	Impacts of Climate Change.....	21
9.3	Predicted Impacts on Urquhart Bay Wood SAC.....	22
10.0	CONCLUSION.....	24
11.0	REFERENCES.....	25

DOCUMENT REFERENCES

FIGURES

Figure 5-1. Location of Urquhart Bay Wood Special Area of Conservation	6
Figure 8-1. Comparison of monthly average water levels at Foyers and Ness-side	11
Figure 8-2: Comparison of annual average water levels at Foyers and Ness-side	12
Figure 8-3: Daily mean water levels at Foyers.....	13
Figure 8-4. Average diurnal pattern of Loch Ness levels.....	13
Figure 8-5: Historic water levels in Loch Ness (April 2014 to April 2023) in relation to the Foyers stop pumping threshold	14
Figure 8-6: Maximum water levels in Loch Ness from April 2017 to Dec 2020	15
Figure 8-7: Historic inundation levels at Urquhart Bay Wood	15
Figure 8-8: Usage of Dochgarroch Lock	16
Figure 9-1. Projected Water Level Reduction during a Pumping Cycle in a Sensible Worst Case Scenario	18
Figure 9-2. Projected Water Level Increase during a Generation Cycle in a Sensible Worst Case Scenario	18
Figure 9-3. Daily Spread Distribution of Market Prices.....	19
Figure 9-6: Level Duration Curves for Foyers under various scenarios	21

APPENDICES

Appendix 01: Hydrological data (water level variation) for Loch Ness (April 2014 to June 2023)	
Appendix 02: Project changes in flow in Loch Ness under a Sensible Worst Case Scenario	

1.0 Introduction

1.1 Background

Statera Energy Ltd is planning to develop a new 600 MW Pumped Storage Scheme (PSS) between Loch Kemp and Loch Ness, approximately 13km to the north-east of Fort Augustus, in the Scottish Highlands (hereafter referred to as the “Project” or “Kemp PSS”). The Project plans to utilise Loch Kemp as an upper storage reservoir and Loch Ness as a lower reservoir. Loch Kemp will be raised by approximately 28 m from its existing elevation to allow drawdown for storage. Four new saddle dams between 15 – 30 m high and four minor cut off dams would be constructed around Loch Kemp to form the upper reservoir. An Environmental Impact Assessment (EIA) is currently being conducted for the project. One PSS already exists in Loch Ness (Foyers) and has been operational for more than 50 years. Another PSS has been given consent but not yet constructed (Red John).

Potential effects on Urquhart Bay Wood Special Area of Conservation (SAC) have been raised as a concern by NatureScot. The SAC is located on the shores of Loch Ness and is one of the best examples of ancient wet woodland remaining in Britain. SACs are protected in Scotland under the Conservation (Natural Habitats, &c.) Regulations 1994, as amended in Scotland, also referred to as the Habitats Regulations. Under Regulation 48 of the Habitats Regulations, a competent authority, before deciding to undertake, or give any consent, permission or other authorisation for, a plan or project which is likely to have a significant effect on a European site (either alone or in combination with other plans or projects) must make an appropriate assessment of the implications for the site in view of that site’s conservation objectives. This assessment must demonstrate beyond reasonable scientific doubt that the integrity of the SAC would not be affected.

SLR Consulting Limited (SLR) has been commissioned by Ash Design + Assessment Ltd, on behalf of Statera Energy Ltd, to undertake an ecological-hydrological assessment of the potential impact of the Project on the integrity of the Urquhart Bay Wood SAC. This is a stand-alone report that presents the findings of the assessment. It is intended that this report will be appended to a wider Habitats Regulations Appraisal (HRA) Report (Stage 1 and 2) for the Kemp PSS project, particularly the Stage Two Appropriate Assessment in respect of Urquhart Bay Wood SAC. This version of the report incorporates comments from NatureScot on a first draft, received by email on June 22nd 2023. It also incorporates points discussed at a meeting with NatureScot on 20th June 2023.

1.2 Staff

The assessment has been undertaken by Warren McClelland. Warren is a Principal Ecologist at SLR and is primarily involved in biodiversity assessments for projects in Africa. He has 18 years’ experience conducting biodiversity assessments in Africa (over 100 field trips to 19 countries). He has extensive experience in implementation of lender performance standards, particularly compilation of Critical Habitat Assessments. Warren has frequently been part of multidisciplinary teams as the botanical specialist in assessment of ecological flow requirements of riverine systems for hydropower projects. Examples of projects in which ecological flow requirements for riparian vegetation have been calculated are:

- Mulungushi HPP (38 MW project on the Mulungushi River, Central Province, Zambia) - 2013;
- Ngonye Falls HPP (180 MW project on the Zambezi River, Western Province, Zambia) - 2015;
- Kalungwishi HPP (247 MW project on the Kalungwishi River, Luapula Province, Zambia) – 2018;
- Kakono HPP (87 MW project along the Kagera River, Kagera Region, Tanzania) – 2020; and
- Ruzizi III HPP (206 MW project along the Ruzizi River, on the Rwanda / DRC border) - 2022.

In all of the above projects, the particular life histories and ecological requirements of dominant riparian tree species were linked to their eco-hydrological requirements and applied to integrated Ecological Flow Requirements, including data from aquatic invertebrate and fish specialists.

Input into this assessment and a technical review has been provided by Duncan Watson MCIEEM CEnv, Technical Director with SLR Consulting, and Hazel Douglas MCIEEM MBiolSci, Associate Ecologist with SLR Consulting, both based in the UK.

Duncan is an Ecologist with over 25 years' professional experience, much of which relates to projects in the renewable energy sector. Duncan has a particular interest in Ecological Impact Assessment and Habitats Regulations Assessment (HRA) and was a member of the technical review group responsible for revising and updating the Chartered Institute of Ecology and Environmental Management (CIEEM) Guidelines for Ecological Impact Assessment in the UK (published in 2018 and recently updated). He has also led CIEEM workshops on Ecological Impact Assessment and Habitats Regulations Assessment.

Hazel has over nine years' experience within ecological consultancy, and is a competent and experienced terrestrial ecologist, who specialises in Ecological Impact Assessment. Hazel has completed a number of HRA assessments within the UK and Republic of Ireland.

Both Duncan and Hazel have extensive experience and knowledge of ecological consultancy work in Scotland, and have an in-depth understanding of the Kemp PSS project and its local setting. Duncan and Hazel have both visited the proposed development site, and are currently undertaking the (non-avian) terrestrial ecology assessments for the project.

This report has also been reviewed by Gordon Robb BSc (Hons), MSc, MBA, FCIWEM, C.WEM, Technical Director with SLR Consulting. Gordon is responsible for undertaking and managing hydrological and hydrogeological assessments in support of renewables projects including hydro power, wind, solar and hydrogen projects. Gordon has over 30 years' experience as a consulting hydrologist within the renewables and electrical infrastructure sector. He is based locally, in SLR's Stirling office, has practised widely in Scotland, and has both recent Public Hearing and Inquiry experience. He has prepared assessments for more than 100 renewable developments and was a contributing author to SRF's/SEPA's peat reuse guidance and NatureScot's wind farm decommissioning guidance.

Peter Ede BSc (Hons) FCIWEM C.WEM C Eng, a hydrologist with Mott MacDonald and a Past President of the British Hydrological Society, who was involved in the hydrological modelling for this project, provided extensive inputs into Sections 8 and 9 of this report. Peter has nearly 40 years' experience in hydrology throughout the UK and in 30 countries worldwide, including review and analysis of many hydropower projects.

1.3 Objectives

The primary objective of this study was to assess whether the proposed Kemp PSS is likely to impact the integrity of the Urquhart Bay Wood SAC or not. This provided the basis for the Scope of Work discussed in Section 2.

2.0 Scope of Work

The following actions form the Scope of Work (SoW) for this study:

- Review relevant literature pertaining to the Urquhart Bay Wood SAC and similar wet woodland types;
- Review relevant literature pertaining to life histories and hydrological requirements of key tree / shrub species in the wet woodland habitat present within Urquhart Bay Wood SAC;
- Assess the potential effects of the Project on key tree / shrub species in wet woodland habitat represented at Urquhart Bay Wood, based on the modelling of likely variation in water level and inundation changes that the project hydrological team provide;
- Provide recommendations for management measures that could reduce the residual effect of the Project on wet woodland habitat, if required; and
- Provide an assessment of whether the residual effect significance of the project could potentially affect the integrity of the SAC or not.

3.0 Approach and Methods

The study was entirely desktop-based and relied on an extensive literature search, as well as hydrological data for Loch Ness provided by the client's engineers (Appendix 1). The rationale underpinning the approach was that if, during the construction and operation of the Kemp PSS, the current floristic composition and vegetation structure of the woodland vegetation of the SAC were maintained, then the ecological integrity would not be negatively affected. The approach followed was as follows:

- Establish the type of woodland / forest represented at Urquhart Bay Wood SAC and its current ecological state;
- Provide an overview of keystone species present in Urquhart Bay Wood SAC and their eco-hydrological requirements;
- Establish the current state of variations in water level in Loch Ness, given that one pumped storage hydro-electric scheme is already in operation and consent has been given for another;
- Provide an overview of projected changes to the Loch Ness variations in water level if the Kemp PSS is also in operation;
- Predict the potential effects of changes to water levels in Loch Ness on keystone species in the SAC; and
- Provide a statement regarding the effect of the Kemp PSS project on the integrity of Urquhart Bay Wood SAC.

The primary resources for understanding the type of vegetation represented in the SAC were:

- 1) Conservation Advice Package for the Urquhart Bay Wood SAC (NatureScot, 2020); and
- 2) Eco-hydrological guidelines for wet woodland - Phase I. English Nature Research Report No. 619 (Barsoum *et al.*, 2005).

The Conservation Advice Package indicates which vegetation associations are present in the wet woodland habitat and the descriptions of these associations indicate which species are dominant. A number of references were consulted to establish the eco-hydrological requirements of the key species present. The data collected were then interpreted in the context of the SAC on the basis of the following ecological and hydrological assumptions:

- The lower-lying reaches of the SAC are dominated by fine sediments such as clay, and thus will retain water even when water levels decrease (i.e. have low permeability), whereas the high-lying reaches which have coarser alluvial soils that have been deposited in flood events on top of the fine sediments and thus drain more easily (i.e. these soils have higher permeability).
- The recharge of groundwater in the SAC is not solely dependent on input from water levels in the Loch but also dependent on the inputs from the Enrick and Coiltie Rivers and their network of minor tributaries. In fact, it is possible that soil inundation in lower lying areas is maintained more by inputs from these rivers than the Loch itself, although this will depend on how frequently the surface water level of the rivers is above the groundwater table.
- The two dominant woodland tree species in the SAC, common alder (*Alnus glutinosa*) and European ash (*Fraxinus excelsior*), are suitable surrogates for the two woodland types represented in the SAD (*Alnus glutinosa* – *Fraxinus excelsior* – *Lysimachia nemorum* woodland, and *Fraxinus excelsior* - *Sorbus aucuparia* - *Mercurialis perennis* woodland). Both species are currently prominent in the SAC, with common alder being dominant in lower-lying waterlogged areas in the SAC and European ash being a prominent canopy species in drier, higher lying parts of the SAC. Both species are also the defining species of the woodland types represented in the SAC. Far less information was available for some of the other species known to occur there and thus statements regarding eco-hydrological requirements of

those species could not be made with a reasonable measure of confidence. This approach of using relevant and appropriate surrogate species has been applied successfully in other Ecological Flow Assessments, and is an approach used in accepted methodologies such as the Riparian Vegetation Response Assessment Index (Kleynhans *et al.*, 2007) and Downstream Response to Imposed Flow Transformation (DRIFT) method (King *et al.*, 2003).

- The duration, frequency and timing of current minimum and maximum water levels in Loch Ness are favourable for the maintenance of the wet woodland that is currently prevalent at the SAC.
- It is not intended to manage Loch Ness water levels beyond their existing level range, although variation in water levels within these limits is expected to be more frequent within likely daily and weekly cycles; operation of the PSS may also lead to a small, temporary increase in the highest loch levels, and to more frequent instances of levels approaching the current minimum (the Foyers stop pumping level).
- The lowest level of Loch Ness would be governed by Foyers PSS, which has the potential to draw down lower than Red John or Kemp, and Kemp would always operate above these levels, and therefore the lowest current minimum level of the Loch would not be exceeded by the Project, although the minimum level in Loch Ness may be approached more often.
- The maximum current flood level of Loch Ness is unlikely to be exceeded for any significant period of time, as a result of the operation of the weir at Dochfour (Ness Weir). However, it is understood that water flow over the weir is dependent on water levels in the loch and immediate downstream reaches, meaning that during periods of high water levels in the loch the weir has no effect on controlling flow levels and the downstream channel becomes the control mechanism. Thus, any PSS releases during a flood event would increase the Loch Ness level, and even if releases are not made at that time any prior releases may mean that if a flood occurs the peak level may be higher than if there had been no PSS operation. However, these periods of maximum level exceedance would be brief and the level would subside as the flood water exits the loch over the weir and moves through the downstream channel.

4.0 Assumptions and Limitations

- This study was undertaken at desktop level only and no site visit was undertaken; this is not seen as a significant limitation given that there is a large body of literature available on the key dominant species, as well as wet woodland / forest types in the U.K.
- The author has relied on the extensive literature available for British wet woodlands and the two key species assessed to conduct the desktop assessment, which included extensive inputs from two ecologists and one hydrologist in the SLR UK team (Hazel Douglas, Duncan Watson, Gordon Robb); and
- The author is a botanist with experience in determining flow requirements of riparian tree species, but has no formal hydrological training and has relied on inputs from Peter Ede (hydrologist at Mott MacDonald), the SLR hydrology team and the Statera engineers to interpret hydrological data provided by the Project engineers.

5.0 Overview of Urquhart Bay Wood SAC

Urquhart Bay Wood is a Site of Special Scientific Interest (SSSI) that has also been designated as an SAC on the basis of the important representation of ancient Alder woodland on floodplain habitat (SNH, 2009; NatureScot, 2020). The SAC covers 46 ha, of which 36.18 represents alder woodland on floodplains, and is located at the confluence of the Enrick and Coiltie Rivers on the western shore of Loch Ness (Figure 5-1). The site comprises Alder forest on swampy ground formed by the confluence of the two rivers and is one of the few intact floodplain wet woodlands remaining in the UK, which is also considered a rare habitat in Europe (SNH, 2009).

The Urquhart Bay Wood SAC is underlain by superficial deposits of alluvium which are characterised by a poorly sorted matrix of sand, silt and clay¹. There is most likely an accumulation of fine sediments (clay, silt) in lower lying areas, resulting in waterlogged conditions, while higher-lying areas have a higher proportion of coarse sediments (sand, gravel) that are better drained and less waterlogged. Deposits of fine sediments within alluvium usually produce low permeability and soils will thus be less responsive to rapid changes in water levels in the loch, i.e. if levels of the loch drop the soils are likely to remain saturated for a period of time. Water levels in alluvium will fluctuate naturally in response to seasonal changes in rainfall and changes in water level of adjacent watercourses, although there will be a lag in the change in water level in alluvium as a result of poor permeability of the fine sediments.

In contrast, the higher-lying coarser sands and gravels are free-draining (i.e. have higher permeability) and are thus likely to be more responsive to changes in water level. These deposits of coarser sediments on top of the alluvial delta probably indicate historic large flood events. Soil inundation in lower lying areas is most likely maintained by inputs from the Enrick and Coiltie Rivers and their network of minor tributaries in the SAC, with less inputs from level variations in the Loch itself.

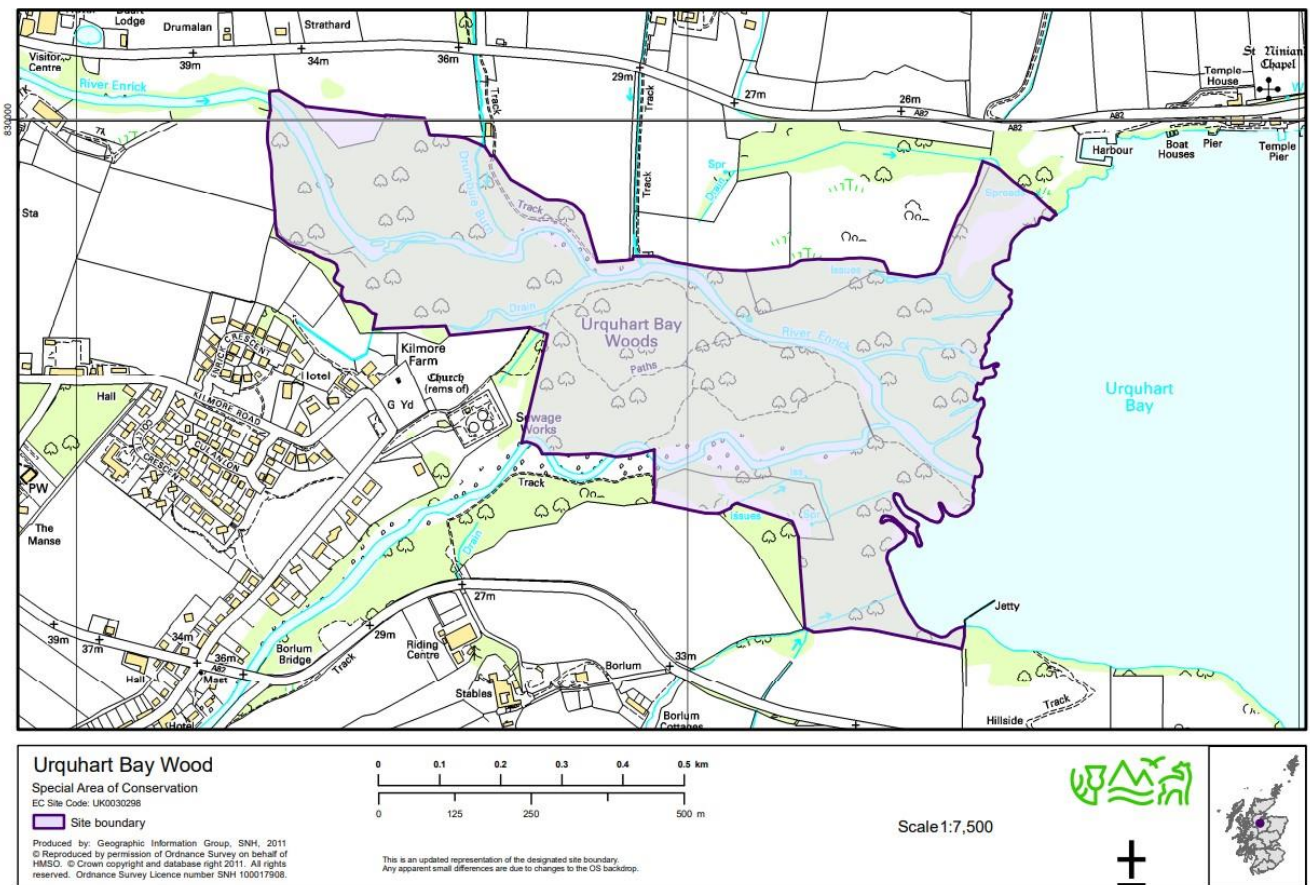
Common alder dominates the low-lying wetter ground, with a greater diversity of trees and shrubs being present on gradually rising, drier ground, including European ash, wild cherry (*Prunus avium*), bird cherry (*Prunus padus*), rowan (*Sorbus aucuparia*), wych elm (*Ulmus glabra*) and white willow (*Salix alba*), while understory shrubs include hazel (*Corylus avellana*) and blackthorn (*Prunus spinosa*) (NatureScot, 2020).

Species composition of the herbaceous ground cover is typical of wet mixed broadleaved woodlands and includes common nettle (*Urtica dioica*), dog's mercury (*Mercurialis perennis*), cleavers (*Galium aparine*), hedge-woundwort (*Stachys sylvatica*), common bluebell (*Hyacinthoides non-scripta*), great wood-rush (*Luzula sylvatica*), ground elder (*Aegopodium podagraria*) and creeping buttercup (*Ranunculus repens*). Two National Vegetation Classification vegetation types are represented in the SAC according to the Conservation Advice Package (NatureScot, 2020), namely *Alnus glutinosa* – *Fraxinus excelsior* – *Lysimachia nemorum* woodland (W7) and *Fraxinus excelsior* - *Sorbus aucuparia* - *Mercurialis perennis* woodland (W9b). The woodland system is characterised by frequent inundation by floods, changes in channels and accumulation of woody debris during flood events (NatureScot, 2020).

The woodland was assessed as being in unfavourable condition in 2002 as a result of heavy browsing pressure by cattle and roe deer and abundance of non-native plant species such as sycamore (*Platanus* sp.), Himalayan balsam (*Impatiens glandulifera*), Japanese knotweed (*Reynoutria japonica*), snowberry (*Symphoricarpos albus*) and white butterbur (*Petasites albus*) (SNH, 2009). Conservation management is being undertaken in most of the site supported by NatureScot management agreements. While the woodland has generally not been intensively managed, removal and / or control of invasive exotic species has taken place (NatureScot, 2020).

¹ British Geological Survey (BGS) mapping (<https://www.bgs.ac.uk/geological-data/opengeoscience/map-data-downloads/>)

Figure 5-1. Location of Urquhart Bay Wood Special Area of Conservation²



² Taken from the official SAC Map produced by Geographic Information Group, SNH, 2020 (<https://sitelink.nature.scot/site/8406>)

6.0 Overview of Residual Alluvial Forests

Many of Britain's river systems were covered by vast floodplain forests, but much of this habitat has been cleared since prehistoric times for settlement and agriculture (Peterken, 1996). Only an estimated 4,500 – 8,000 ha of Residual Alluvial Forests survive in the UK, either as parts of drier woodland communities, or as isolated stands within herbaceous wetland vegetation. Most of the remaining Residual Alluvial Forests are located in the wetter parts of the country, such as Scotland. Many have been identified as a priority habitat requiring protection in the UK and many have been selected as SACs, such as the Urquhart Bay Wood SAC.

Two wet woodland habitats are recognised within Annex 1 of the EU Habitats Directive, namely Residual Alluvial Forests and Bog Woodland (Barsoum *et al.*, 2005). Urquhart Bay Wood SAC is representative of Residual Alluvial Forests and has two National Vegetation Classification vegetation communities represented, namely *Alnus glutinosa* – *Fraxinus excelsior* – *Lysimachia nemorum* woodland (W7) and *Fraxinus excelsior* - *Sorbus aucuparia* - *Mercurialis perennis* woodland (W9b). These forests typically comprise fast-growing, early successional canopy tree species (e.g. willow, alder, birch) that rely on periodic disturbances for the creation of suitable recruitment sites for seedlings. The canopy trees often do not survive more than 60-80 years and thus, medium to high-magnitude floods are needed at least every 50 years for the forest renewal.

The magnitude and frequency of flood events are crucial aspects of maintaining the structure and species composition of Residual Alluvial Forests, with the most important flood events being low-frequency high-magnitude floods and intermediate-frequency medium-magnitude floods (Barsoum *et al.*, 2005). Low-frequency high magnitude floods have significant impacts on the floodplain landscape, including creation of new habitat such as oxbow lakes, and allow for extensive regeneration of riparian communities. Intermediate-frequency medium-magnitude floods have more of a maintenance function, particularly in clearing dead vegetation and maintaining historical levels of riparian vegetation, but also contribute fine sediments that create additional sites for seedling recruitment. High-frequency low-magnitude floods do not play an important role in habitat creation, but do contribute to recharging underground water resources, depositing sediment and maintaining sites where pioneers have established. High frequency flooding is also likely to play a role in preventing the establishment of terrestrial invasive species that cannot tolerate frequently inundated conditions.

7.0 Eco-hydrological characteristics of Wet Woodland species

Soils of wet bottomland forests or woodlands are characterised by low oxygen levels as a result of a high water table and frequent flooding. Saturated soils can become anaerobic within hours to days of waterlogging, resulting in altered plant metabolism, closure of leaf stomata, reduced photosynthesis, nutrient uptake and water absorption. Depending on how long these conditions persist, mortality in species that have not evolved low-oxygen stress avoidance measures can occur. Flooding is a particularly important disturbance feature, affecting physical vegetation structure and floristic composition. The magnitude, frequency and timing of flood events is crucial to maintaining species composition and rejuvenation of vegetation in these forests (Barsoum *et al.*, 2005). Two species have been selected for analysis of eco-hydrological requirements, both of which are important canopy species in different parts of the SAC, namely common alder and European ash. Both are well-researched tree species with different hydrological requirements and should be suitable surrogates for the lower-lying, waterlogged areas (common alder) and high-lying, better drained areas (European ash) represented in the Residual Alluvial Forest ecosystem in Urquhart Bay Wood. Both species are currently prominent in the SAC, with common alder being dominant in lower-lying waterlogged areas, and European ash being a prominent canopy species in drier, higher lying parts of the SAC. Both species are also the defining species of the vegetation communities represented in the SAC, namely *Alnus glutinosa* – *Fraxinus excelsior* – *Lysimachia nemorum* woodland (W7) and *Fraxinus excelsior* - *Sorbus aucuparia* - *Mercurialis perennis* woodland (W9b). Far less information was available for some of the other species known to occur there and thus statements regarding eco-hydrological requirements of those species could not be made with a reasonable measure of confidence.

7.1 Common Alder (*Alnus glutinosa*)

Alder grows throughout Britain on permanently and seasonally wet soils within a wide pH range (3.4-7), growing mostly along streams, wet depressions or swamps. It is mostly restricted to recent alluvial sediments along stream and lake margins as well as mineral soils in areas of impeded drainage or seasonally wet hill slopes. Young trees (5-8 years old) appear to grow best in continually wet soils, whereas older trees (28+ years old) grow best in free-draining alluvial sediment since they have roots that have permanent access to the high water table and thus can grow in a well-aerated substrate. Alder is able to grow well in frequently inundated soils having evolved mechanisms such as aerenchymatous root tissues, which increase oxygen conductivity of roots, and pressurized gas transport, which improves oxygen transport into roots, particularly if the ambient air temperature is lower than that of the tree stem (Frye & Grosse, 1992). Another highly effective adaptation that alder has for coping with flooding induced anoxia and post-anoxic stress is accumulation of the enzyme superoxide dismutase (SOD) in root tissues during inundation. This enables the plant to survive long-term flooding and post-anoxic injury when plant tissues are not protected against oxygen damage on return to air (Monk *et al.*, 1987).

Drought stress is a significant threat to a bottomland species such as alder. It can disrupt the necessary supply of photoassimilates in the root nodules and disrupts the strict regulation of oxygen levels in these nodules, all of which has significant impacts on plant growth. Drought-stressed alder seedlings also are notably vulnerable to infestation by a fungal parasite (*Phomopsis alnea*), which causes stem cankers and die-back.

7.2 European Ash (*Fraxinus excelsior*)

European ash is widespread throughout Britain and much of mainland Europe, growing on a wide range of soils but is most common on nutrient-rich soils with a high base status (pH > 4.2), and is often dominant on dry calcareous soils (Thomas, 2016; Dobrowolska *et al.*, 2011). It is usually absent on acidic soils where the pH of the surface soil is lower than 4.2.

Within Britain, ash is the second most abundant tree in small woodland patches and the third most abundant tree in large areas of high forest, although it is generally a lowland species in Britain (Maskell *et al.*, 2013). In Britain it grows best on moist soils where the winter water-table is between 40 and 100 cm below the surface

(Kerr & Cahalan, 2004), but in situations such as Urquhart Bay Wood SAC, where the water table is higher, it will grow well on wet, periodically inundated soils along brooks and springs (Diekmann, 1996) provided there is a shallow layer of seasonally well-drained soil for establishment (Wardle, 1961). This explains some of the species distribution dynamics at the Urquhart Bay Wood SAC site, where alder dominates in the lower-lying, more permanently wet areas and ash is more prominent on higher-lying, better-drained areas.

Seedlings are shade tolerant, but adults are not so it tends to be an intermediate successional species, invading gaps in mixed stands rather than forming extensive pure stands.

8.0 Current State of Water Levels in Loch Ness³

8.1 Patterns of variation and trends in water levels in Loch Ness

Loch Ness has a drainage area of approximately 1,800km² and is roughly 40km long with a surface area of 55km². The Loch is fed by numerous rivers such as the Oich, Morriston, Foyers, Enrich and Coiltie, each of which makes a contribution to the loch water level. However, Loch Ness responds relatively slowly to inputs from these rivers as a result of its large size and capacity to temporarily store water and there is a lag in changes to the loch water level as a result of inflows. Loch Ness also forms part of the Caledonian Canal which joins the loch at Dochfour and Fort Augustus locks. The level of Loch Ness and the adjoining canal network is controlled by the Dochfour Weir structure (Ness Weir) which includes the SSE operated sluice gates that provide river flows downstream when the loch levels are lower than the weir.

At the time that modelling was undertaken (spring 2022) loch level data was limited to a period of just under 5 years from March 2017 because of problems associated with the cyber-attack on SEPA. More data are now available, with the record at Foyers running from April 2014 to date. The SEPA gauge at Ness-side, on the River Ness downstream of Loch Ness, provides a longer-term perspective with records from September 1972 to date⁴. Conditions at Ness-side are closely related to those at Foyers because a rise in the loch level leads to increased outflow over Ness weir which means higher levels and flow at Ness-side. The relationship is illustrated in Figure 8-1 which compares average monthly water levels (referenced to each site's local datum). There is a broadly linear relationship, but with deviation at lower levels where the operation of the SSE sluice at Ness Weir significantly affects the outflow from Loch Ness and hence the water level at Ness-side. The graph shows the Foyers level in June 2023 to be much lower than in April 2023, but at Ness-side the June level was only marginally lower, almost certainly because of greater sluice releases. The last two months have shown the lowest loch levels in the period of record, in line with recent media reports. The next lowest were in 2021 which was another notable dry summer. No documentary evidence has been seen about the operation of the sluice. The modelling was done based on an understanding that there was a compensation requirement of 28.3m³/s, though it was noted that there were some periods with River Ness flows significantly lower than this. Any change in the compensation assumption would have an impact on the frequency of occurrence of low loch levels but would have negligible impact on average or high levels.

The Ness-side data show a clear increase in the 1970s and 1980s, which follows the pattern for many sites in western Scotland, reflecting a widespread increase in rainfall. Since about 1990 there is no obvious trend, and the period used for analysis/modelling appears broadly representative of that longer period. The Foyers data shows a smaller range of levels than at Ness-side, reflecting the very large surface area of Loch Ness compared to the small river cross-section.

³ The text in section 8 and portions of section 9 have been provided by Peter Ede, hydrologist at Mott MacDonald

⁴ NRFA Station Data for 6007 - Ness at Ness-side (ceh.ac.uk)

Figure 8-1. Comparison of monthly average water levels at Foyers and Ness-side

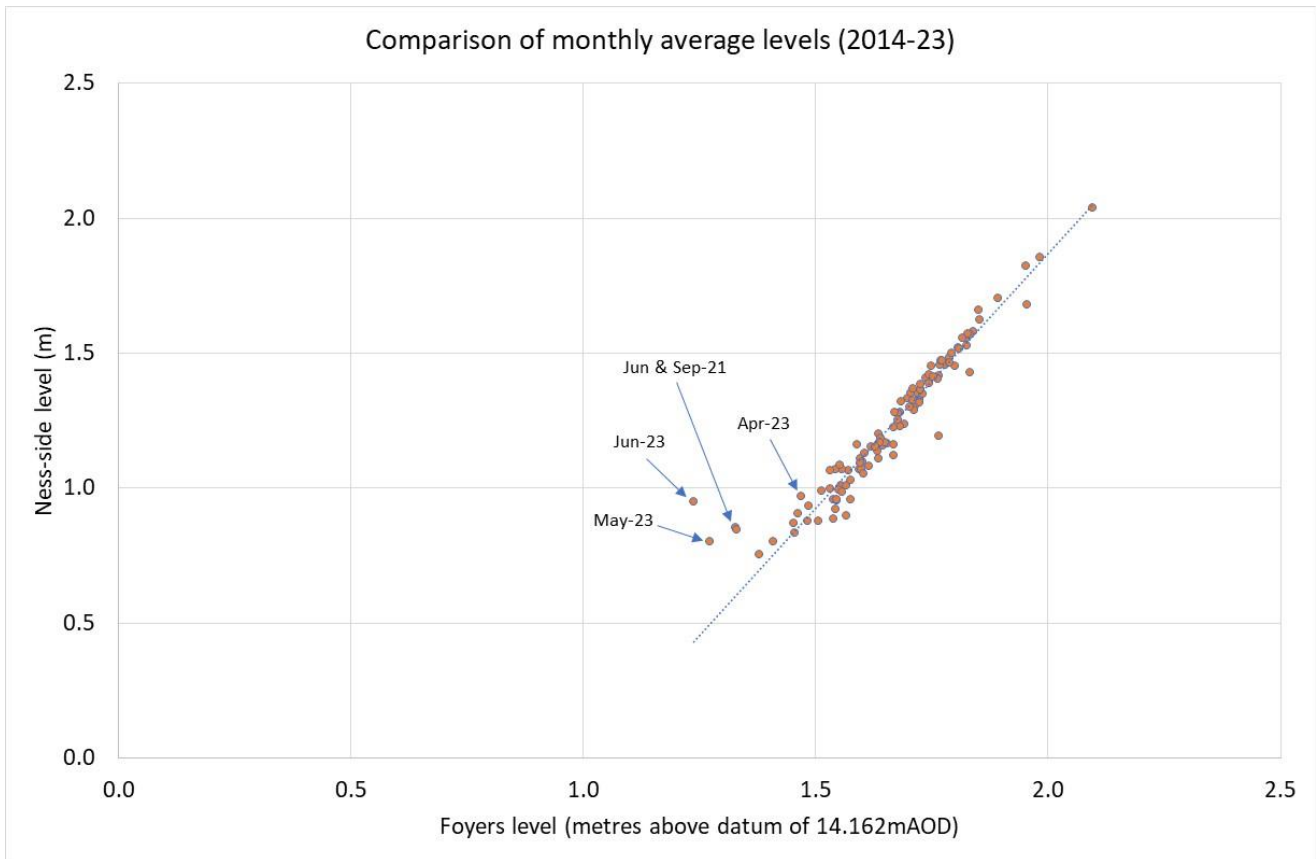
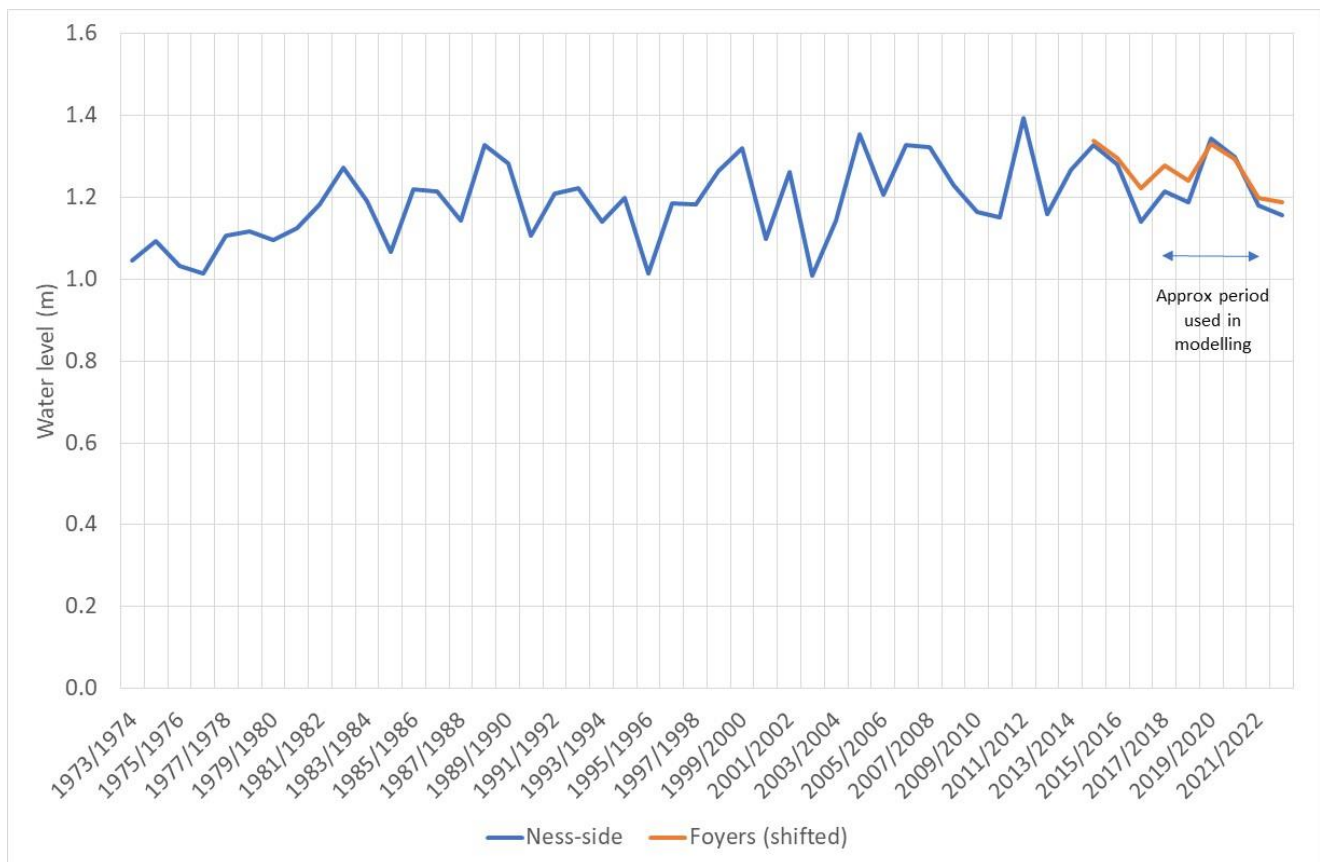


Figure 8-2 compares the annual mean levels and places the recent period in context by showing the full period of Ness-side data. In order to maximise the number of years of Foyers data the averages are for years from 1st June to 31st May. The Ness-side data shows a clear increase in the 1970s and 1980s; increases over this period have been seen at many sites in the west of Scotland, reflecting a widespread increase in rainfall. Since about 1990 there is no obvious trend, and the period used for analysis/modelling appears broadly representative of that longer period. The Foyers data shows a smaller range of levels than at Ness-side, reflecting the very large surface area of Loch Ness compared to the small river cross-section. In the light of the above level comparisons it is considered that the period of Foyers data should give a reasonable representation of the loch level regime.

Figure 8-2: Comparison of annual average water levels at Foyers and Ness-side⁵

The variation in daily mean level over the period April 2014 to April 2023 is shown in Figure 8-3. Raw data are provided in Appendix 01. The extreme levels in the period are 3.555 m on 8 March 2015 and 1.162 m on 28 May 2023; these equate to 17.72 and 15.32 mAOD respectively. The 15-minute data shows a minimum of just over 15.25 mAOD, marginally below the Foyers stop-pumping level. With a wet year at the start and a couple of dry years towards the end the graph has a suggestion of a downward trend, but the data set is too short for drawing conclusions.

The variations in level reflect the historic operation of Foyers as well as rainfall, loch inflows and the operation of the SSE sluice. No data on Foyers operation are available, but the operation can be inferred from the level data. The average level through the day, from the full period of data, is shown in Figure 8-4; this shows a decline from about 2300 to 0600 (reflecting typical pumping up during the night when demand is low and electricity prices usually below average) with rises through the day (when there are releases to generate power to meet demand), excepting a period of slight decline between about 1230 and 1530. However, it should be noted that future operation will not necessarily follow a similar pattern, as this may be driven by changes in availability of power from other sources (e.g. wind) as well as changes in overall demand for electricity.

Figure 8-5 indicates the frequency at which different levels have been exceeded between April 2014 and April 2023, as well as the minimum water level that is determined by the Foyers stop-pumping threshold. It is understood that Foyers is obliged to stop pumping at this threshold, which means that the loch level should not drop below that value, except during periods of extreme drought when compensation releases would be required to maintain a minimum flow of 28.3 m³/s in the River Ness.

⁵ Water levels are in metres above datum, with each gauge having its own datum.

Figure 8-3: Daily mean water levels at Foyers

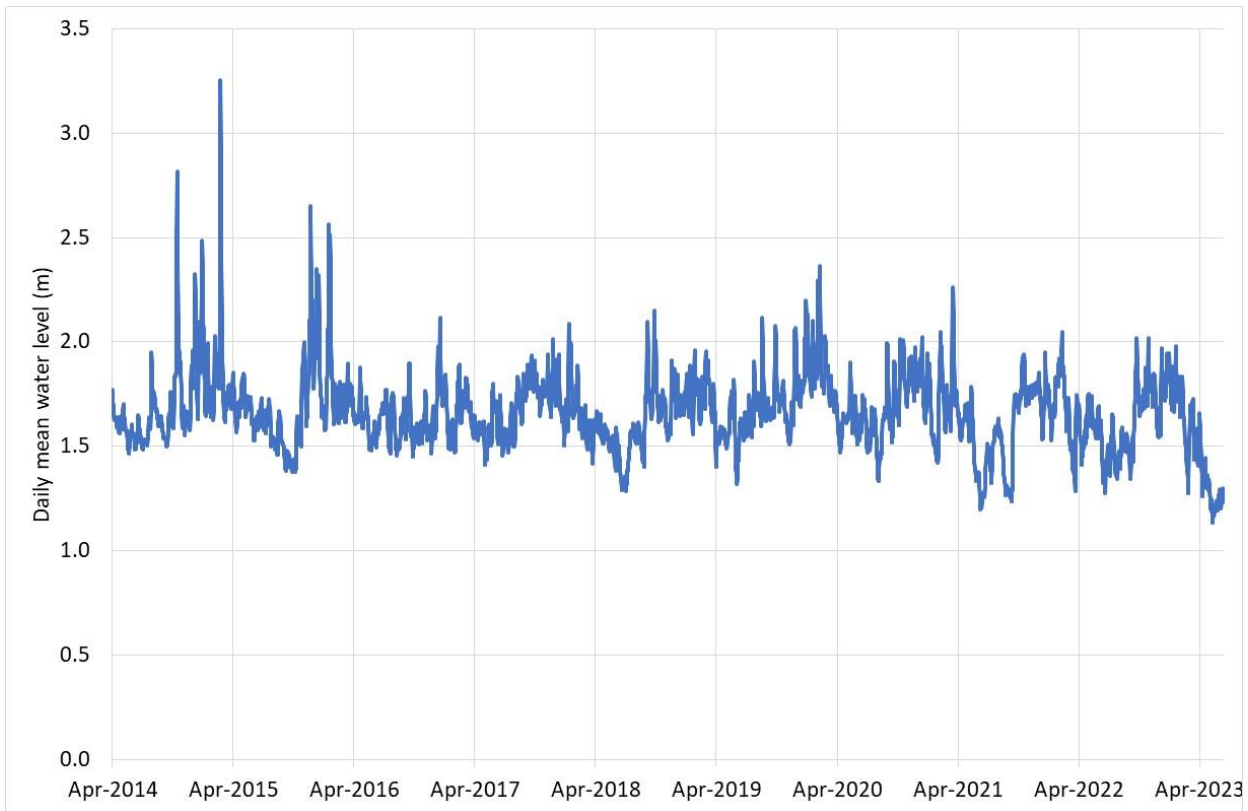


Figure 8-4: Average diurnal pattern of Loch Ness levels

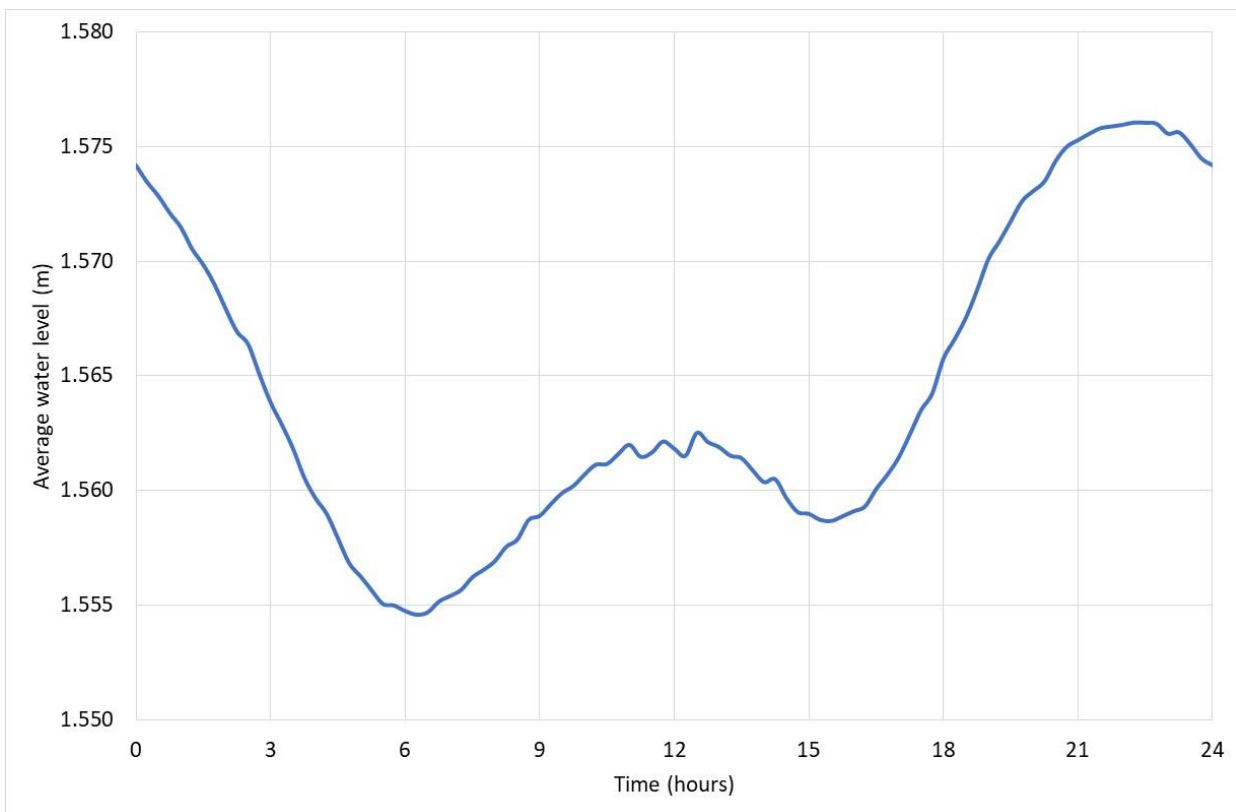


Figure 8-5: Historic water levels in Loch Ness (April 2014 to April 2023) in relation to the Foyers stop pumping threshold




Figure 8-6 shows the daily maximum water levels at Foyers between April 2014 and April 2023. The average annual maximum level during this period was 16.58 mAOD, with the highest level being 17.52 mAOD. Figure 8-5 indicates the frequency at which different water levels were exceeded at Foyers between April 2014 and April 2023. The manner in which these flood levels inundate different extents of Urquhart Bay Wood is modelled in Figure 8-7.⁶ A small portion of the woodland vegetation was inundated for 1% of the time during the period used for modelling (Apr 2014 to Apr 2023) and significant areas were inundated only during large flood events (1:10 year or greater), such as in March 2015.

⁶ This figure currently reflects levels above 16 mAOD. It should be updated if suitable topographic data can be acquired for levels below 16 mAOD, indicating the predicted levels under different operational scenarios (such as all three PSS operating simultaneously)

Figure 8-6: Maximum water levels in Loch Ness from April 2014 to April 2023

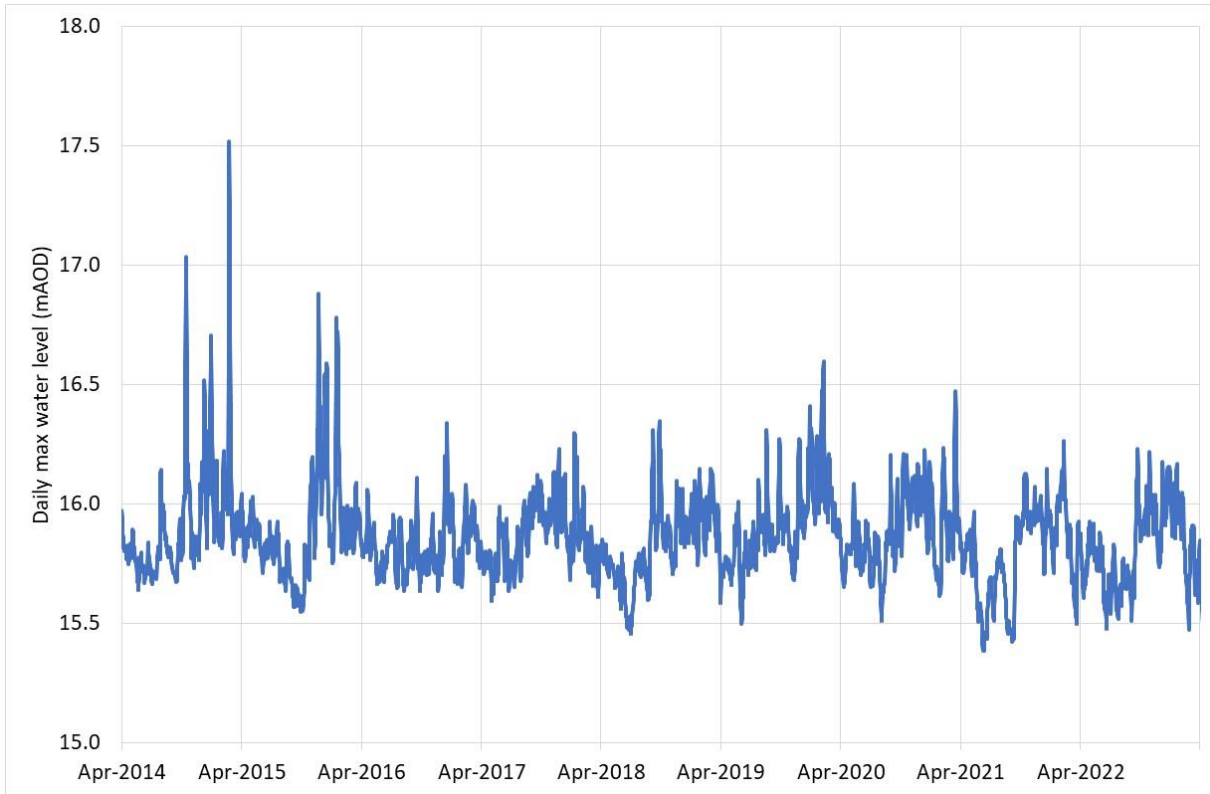
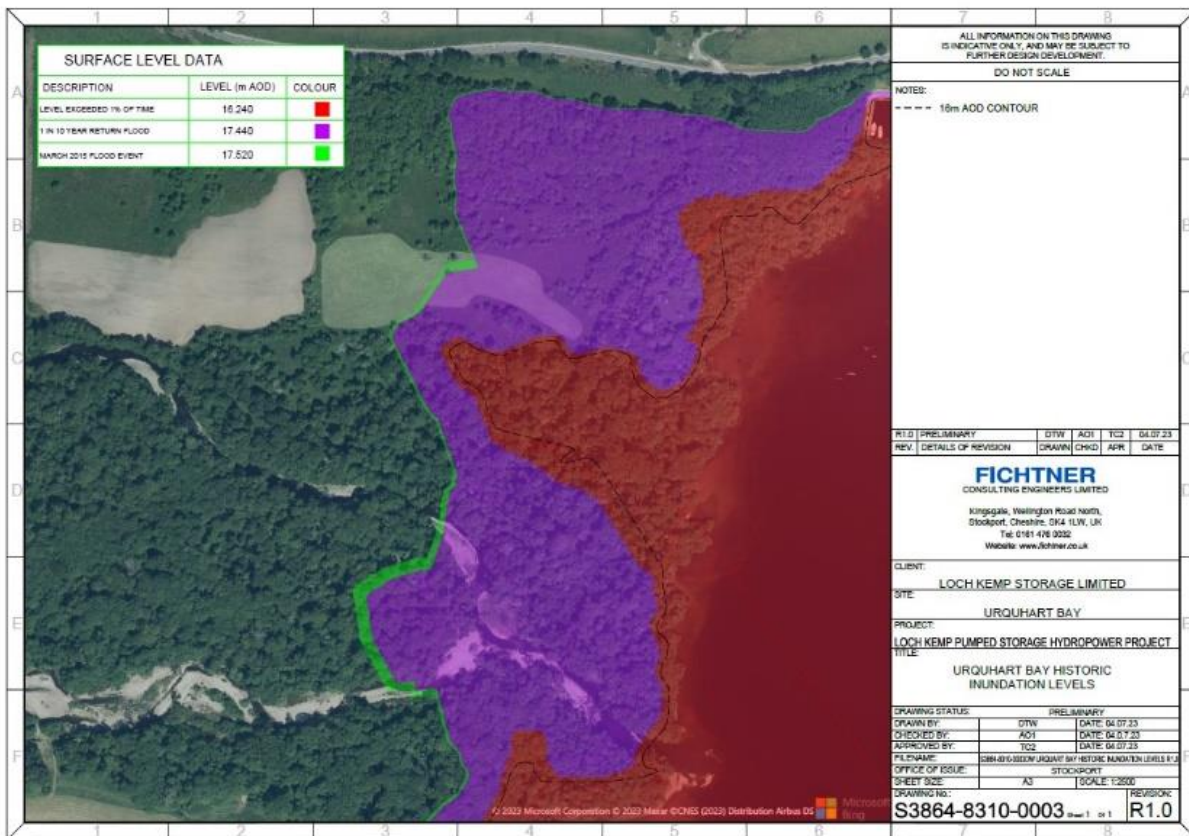


Figure 8-7: Historic inundation levels at Urquhart Bay Wood

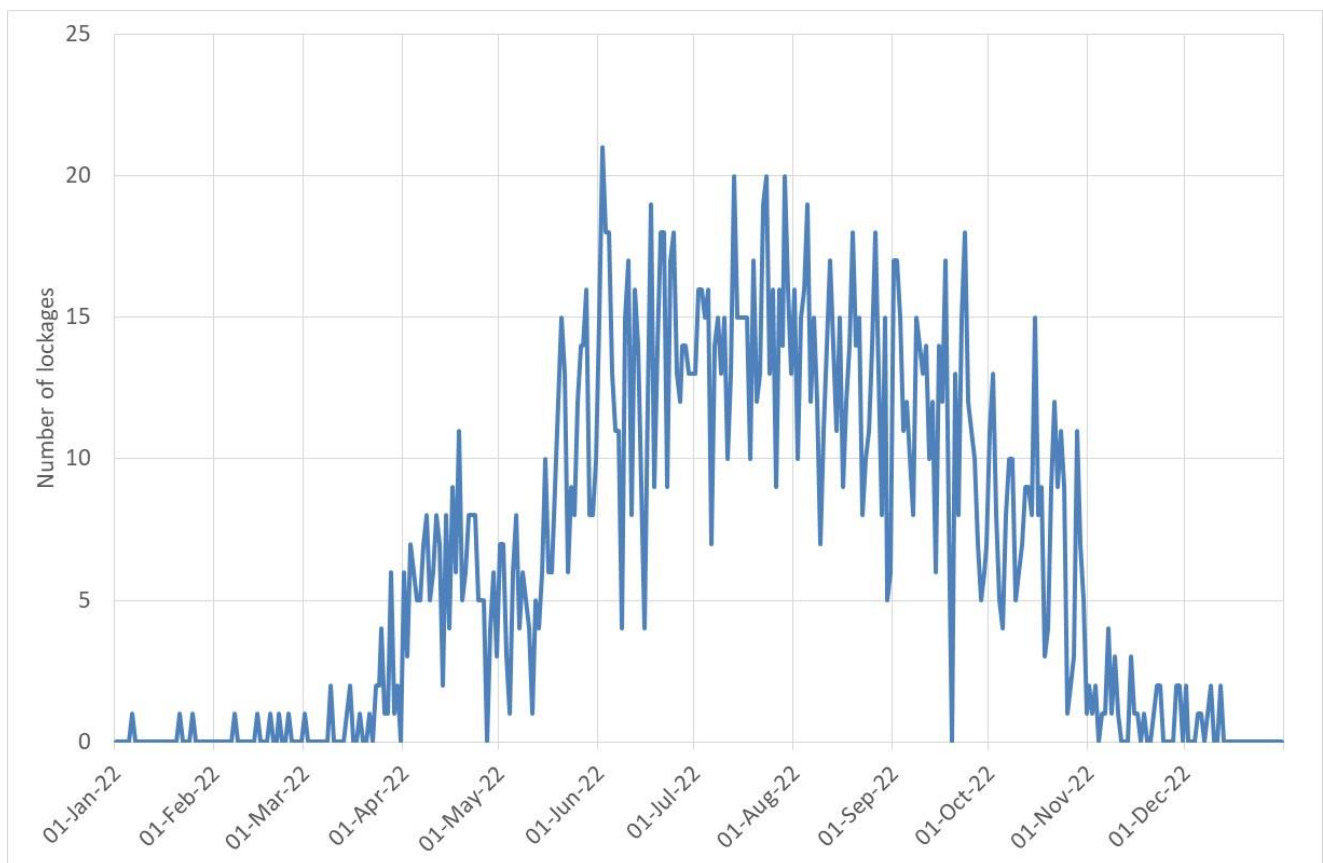


8.2 Operation of the Caledonian Canal

The Caledonian Canal is a system of natural lochs and man-made canals that connects the Scottish east coast at Inverness with the west coast at Fort William. Movement of vessels along the Canal is regulated by 29 locks, which allow movement of vessels along an altitudinal gradient through temporarily storing and releasing water. In theory, operation of the locks could thus have short-term impacts on water levels in the loch, which would be determined by the number of lock activations per day and the lock dimensions.

The closest relevant lock to the Kemp PSS is Dochgarroch Lock, which is located downstream of Loch Ness. The licence for lock operation states a maximum of 37 uses of the lock per day, although data provided to Fichtner by Scottish Canals for 2022 indicate a maximum daily usage of 21 and a summer average of around 15 lockages (Figure 8-8). Given the dimensions of Dochgarroch Lock, this represents average flows over a day of 0.37 m³/s and 0.26 m³/s respectively. Even if the maximum number of permitted lockages were to take place, representing a volume of about 56 MI, or an average over the day of about 0.65 m³/s, this would be insignificant compared to the modelled compensation flow of 28.3 m³/s or the average annual minimum flow in the River Ness of 18 m³/s. The contribution of locking is thus considered to be negligible in the consideration of current water level variations in Loch Ness.

Figure 8-8: Usage of Dochgarroch Lock



9.0 Projected changes to Loch Ness water levels and predicted impacts on Urquhart Bay Wood SAC

9.1 Projected changes to water levels

9.1.1 Operational scenarios

When operating at full capacity and generating 600 MW of power, the Kemp PSS will transfer a maximum of 22 Mm³ between the upper (Loch Kemp) and lower (Loch Ness) reservoirs, which will result in a rate of change in water level of 0.025 – 0.03 m/hr.

The changes to water levels in Loch Ness as a result of the existing and proposed PSS being in operation have been modelled within a Sensible Worst Case scenario, which is when Foyers, Red John and Kemp schemes are operating simultaneously but not necessarily at full capacity in terms of flow rate and duration. Given the difference in storage volumes and catchment of each, this scenario is unlikely to happen regularly. The Sensible Worst Case scenario involved a profile of pumping and releases on an hourly basis through the year, developed by the leading energy market advisers, LCP for Statera. An even less likely scenario is all three PSS schemes operating simultaneously at full capacity, i.e. an Absolute Worst Case scenario.

Current trends in other operational PSS projects indicate an average dispatch time of 4 hours. Under the Sensible Worst Case Scenario during a Pumping Cycle, i.e. when water is pumped up to and stored in the upper reservoirs, water levels in Loch Ness would reduce on average by 143 mm during four hours of operation (Table 9-1). During a Generation Cycle (when water is released from the upper reservoirs) within the same scenario, water levels in Loch Ness would increase on average by 205 mm during four hours of generation (see Chapter 7: Water Management of the Kemp PSS EIA Report). Under an Absolute Worst Case Scenario, the maximum water level of Loch Ness would be 660 mm above the current average water level during generation (Generation Cycle) and the minimum water level would be 537 mm lower than the current average during pumping (Pumping Cycle).

Figure 9-1 indicates the projected rate of reduction in level in Loch Ness during a pumping cycle (i.e. when water is being stored) and Figure 9-2 shows the projected increase in level in Loch Ness during a generation cycle (i.e. when water is being released from the upper reservoirs). It needs to be noted that these figures do not refer to changes in flow based on Kemp PSS only, but when Foyers, Red John and Kemp schemes are operating simultaneously, a worse case scenario than Kemp operating in isolation.

Table 9-1: Average fluctuation in Loch Ness water level under the Sensible Worst Case Scenario

	Rate of level reduction in Loch Ness with all sites pumping (mm)	Rate of level increase in Loch Ness with all sites generating (mm)
Level change in mm with all three PSH operating for 4 hrs	143	205
Average Level change in mm per hr with all three PSH operating	36	51

Figure 9-1. Projected Water Level Reduction during a Pumping Cycle in a Sensible Worst Case Scenario

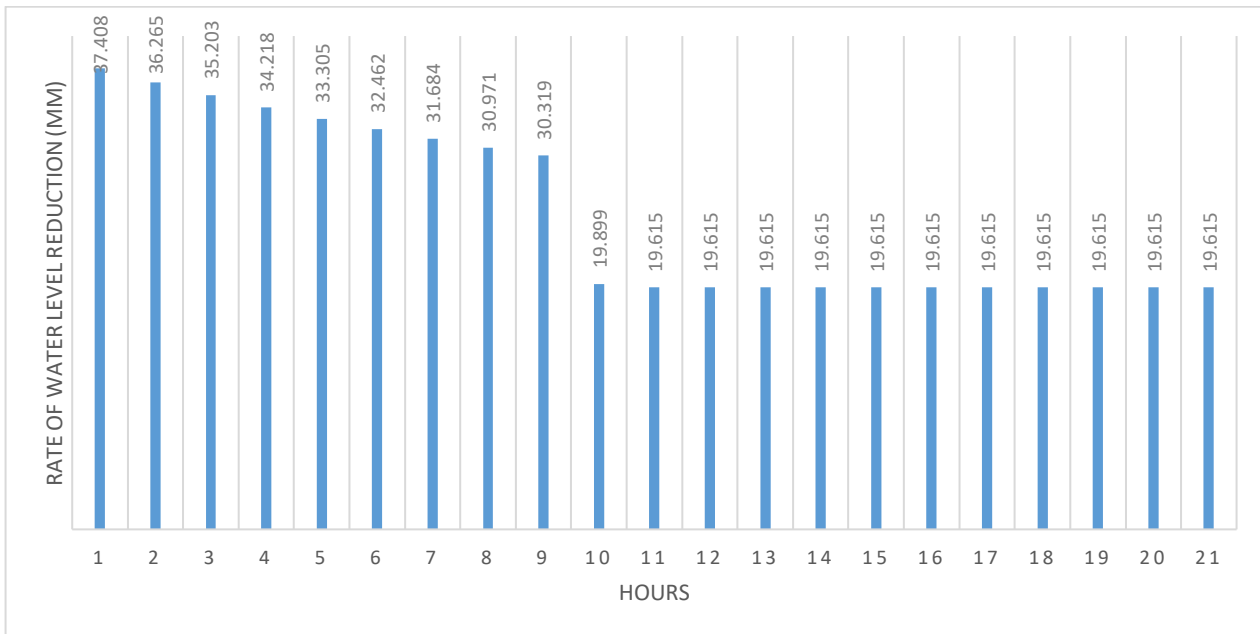
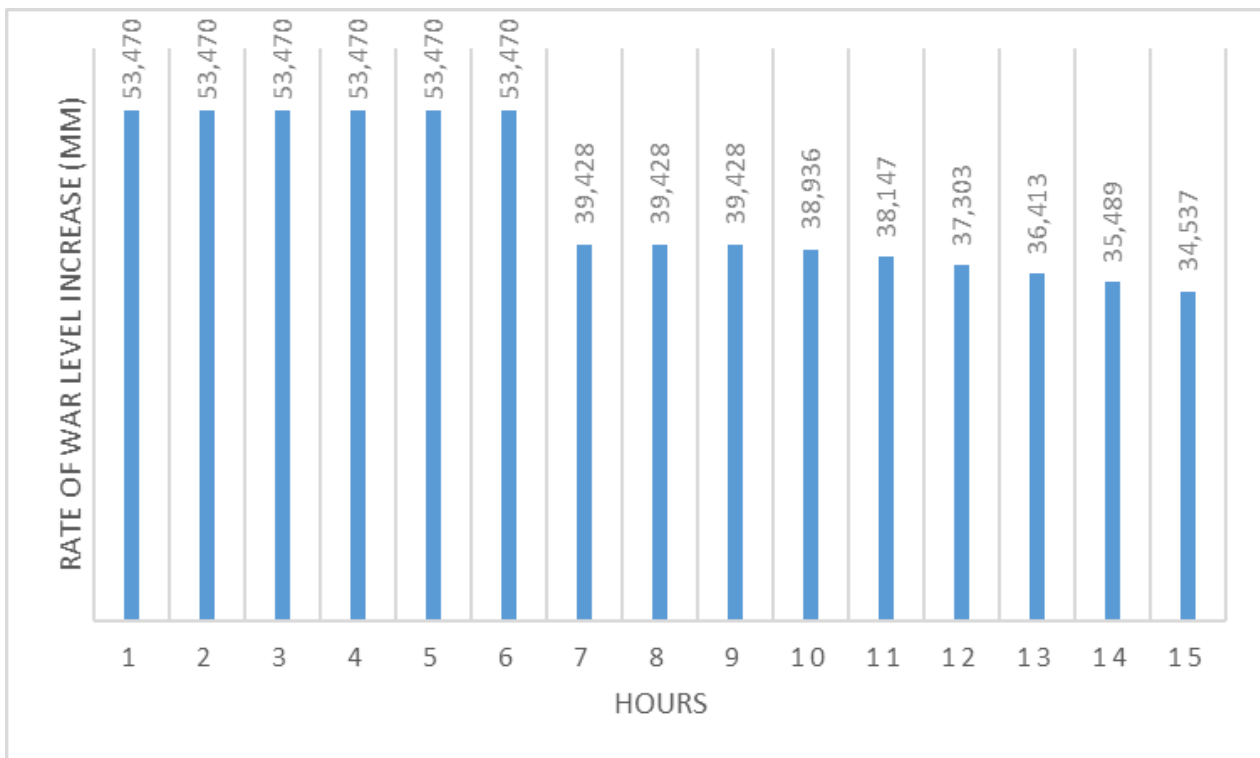


Figure 9-2. Projected Water Level Increase during a Generation Cycle in a Sensible Worst Case Scenario

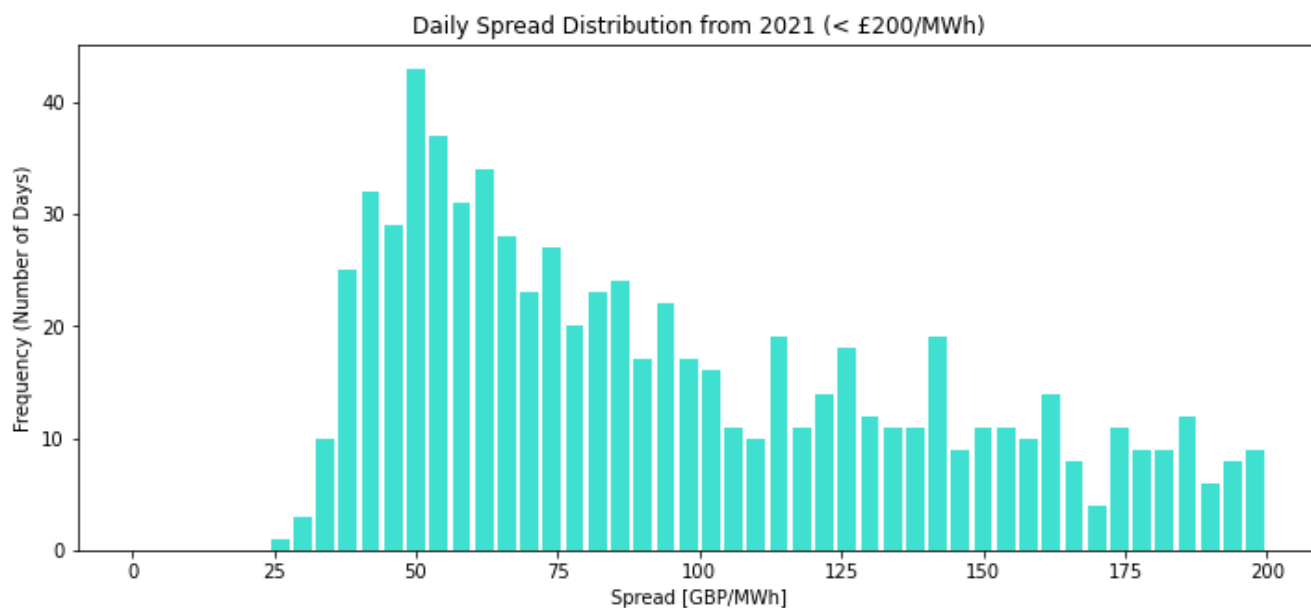


9.1.2 Storage between Pumping and Generation Cycles

Once a Pumping Cycle is complete there is the possibility that water could be stored in the upper reservoirs for a period of time before beginning a Generation Cycle. During this period of storage the Loch Ness water level would be slightly lower than prior to the Pumping Cycle. However, the likelihood of water remaining in the upper reservoir for even as long as 12 hours before being released is low, even though the decision to generate power would be driven to some extent by market prices. Daily movement in price can be extreme, up to as much as

£2000/MWh during the winter of 2022 and decreasing to as little as £30-40/MWh during sunny periods in May and June 2023⁷. Figure 9-3 indicates this high variation in daily spread of market prices over a year from January 2021. However, even at a very low market price of £20/MWh there is sufficient profit to justify releasing stored water for a Generation Cycle⁸. It is therefore highly unlikely that water would be held in the upper reservoir for longer periods since the PSS would not be profitable if not generating power. Given the daily distribution spread in Figure 9-3, the market price will almost always be sufficient for PSS assets to be generating power on a daily basis and thus not storing water in the upper reservoirs.

Figure 9-3: Daily Spread Distribution of Market Prices



9.2 Pumped Storage Scheme Operational Assumptions

9.2.1 Regulation of water levels through PSS operating rules

It is understood that there was an agreement between SSE and the then British Waterways that SSE should maintain a minimum level in Loch Ness of 15.27mAOD; this is therefore the level at which Foyers must stop pumping water from Loch Ness to its upper reservoir. It is expected that future schemes will be subject to regulation by SEPA and that stop-pumping levels will be defined in CAR licences. SEPA regulation might apply to Foyers in future. The preliminary CAR licence application for the Kemp project proposed a stop-pumping level of 15.33 mAOD for the PSS, although a slightly higher value was used in modelling undertaken by Mott MacDonald for Gilkes Energy, with an intermediate level assumed for Red John. Setting higher thresholds for future schemes is intended to protect the existing scheme. The extent of curtailment of PSS operation would be affected by any change to threshold levels, but there would be no fundamental change to the impact on the water level regime of the loch. Application of the Foyers threshold of 15.27 mAOD essentially means that the loch level should not drop below that value. (In an extreme drought, compensation releases to the River Ness could result in a slightly lower level, but the size of the Loch Ness catchment means that inflows are nearly always greater than the required release.)

⁷ Andrew Troup, Statera Energy (*pers.comm.*)

⁸ Andrew Troup, Statera Energy (*pers.comm.*)

The natural level of Loch Ness varies relatively slowly because its size and ability to temporarily store water provides a lag on variations in inflow. With the operation of a PSS, short-term fluctuation in level is superimposed on the natural variation, usually over a number of hours. Kemp PSS could generate at its maximum rate for about 15 hours, but shorter cycles are more likely, in which the upper reservoir is only partly emptied before being filled again. The modelling has assumed a scenario of all schemes operating in sync.

Operation of the Kemp PSS would mean that the minimum level in Loch Ness would be approached more often, but the absolute minimum level would not change. The overall range of levels will slightly increase because releases for generation cause a temporary increase in level before the resulting increase in flow over the weir brings the level back down. Under the scenario of all three PSS operating, the level exceeded on average for 1% of the time (i.e. 3-4 days per year) may increase by around 100 mm and there would be a small reduction in the average loch level of around 50 mm.

It is expected that future CAR licences would have a “stop-generation” threshold when releases from upper reservoirs would have to stop in order to avoid worsening flood conditions downstream. The preliminary CAR licence application for Kemp proposed a stop-generation level of 17.44 mAOD, based on the expected level in a 1-in-10 year flood event. Curtailment of operation due to this threshold would be limited as it would only occur once every ten years on average, and for a limited period. Even in a 100-year event the level would only exceed the threshold for about 48 hours.

9.2.2 Scenario variations in loch level

One of the key means of illustrating the changes in loch levels due to operation of a PSS is the level duration curve (LDC), which plots the level against the percentage of time that the level is exceeded (Figure 9-4). Table 9-2 provides estimated levels for selected points of exceedance on the LDC for various operational options under a Sensible Worst Case Scenario⁹. Under the more likely scenario that PSS do not operate together, the impacts would be reduced. The data in Table 9-2 indicate that L1 (the level exceeded 1% of the time) will only occur on average 3-4 days a year and will vary from 16.28 mAOD if just Foyers is generating power, to 16.39 mAOD if all three PSS are operating simultaneously. Other key points on the LDC are L50 (the median level) and L99 (the level exceeded 99% of the time).

It should be noted that the values and graph are from the period of data used for modelling (2017-22). The full recorded data show a higher L1 of 16.38m (due to the influence of the major flood event in 2015), with marginal differences to the L50 and L99. The occurrence of levels marginally below the Foyers stop-pumping threshold may be due to the hourly time step used in the model, as Foyers pumping for an hour would lower the loch level by about 10 mm. The high assumed compensation also has an influence. Furthermore, the assumed compensation explains the reduction in L99 between the recorded data and the “simulated natural”, as actual outflows at certain times were much lower than the 28.3m³/s assumed in the modelling.

⁹ The scenario was based on a reasonable pattern of operation (subject to the constraint of stop-pumping thresholds) across a range of water levels, not just the mean level.

Figure 9-4: Level Duration Curves for Foyers under various scenarios

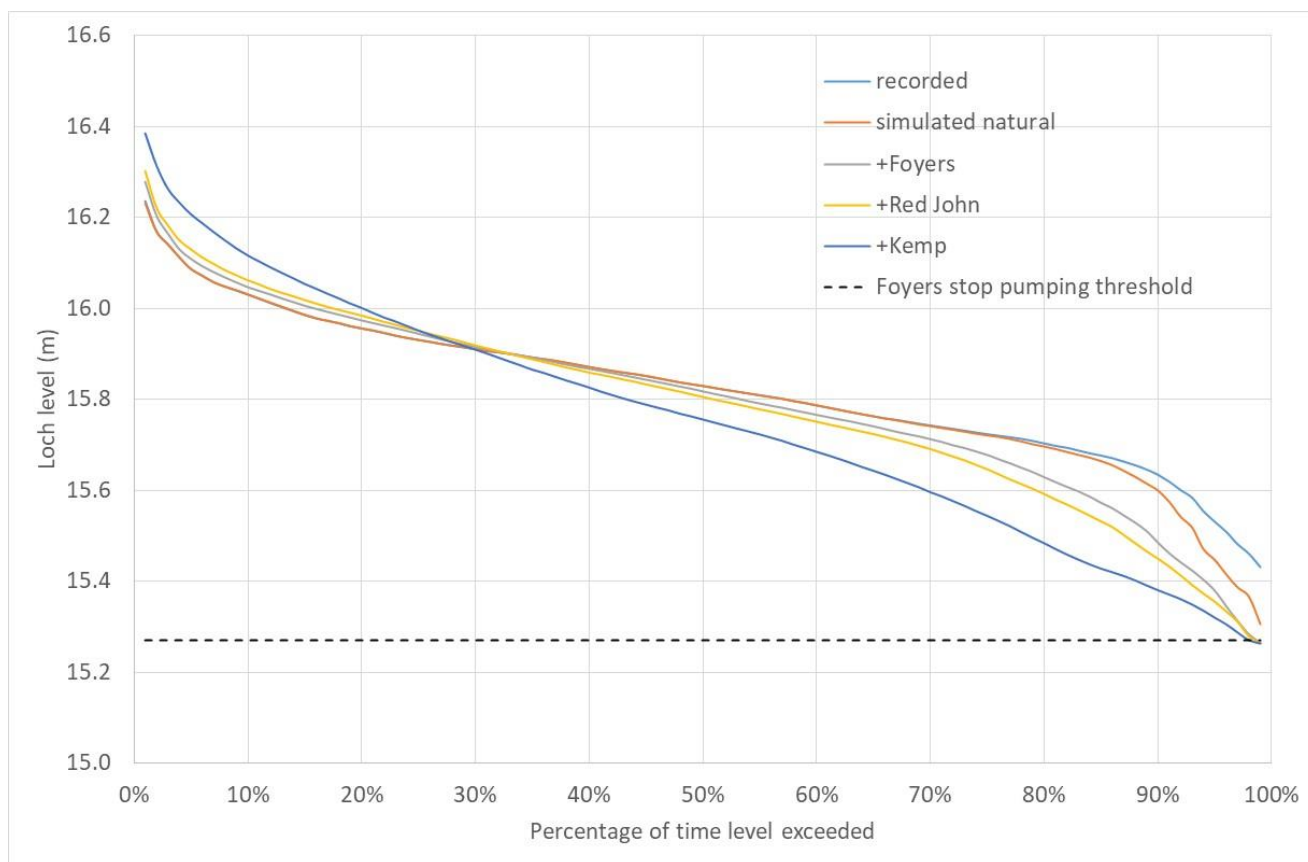


Table 9-2: Estimated levels for selected points on the LDC for various PSH scenarios

	Exceedance	Recorded	Simulated natural	+Foyers	+Red John	+Kemp
L1	1%	16.24	16.23	16.28	16.30	16.39
L50	50%	15.83	15.83	15.82	15.81	15.76
L99	99%	15.43	15.31	15.27	15.26	15.26

Note: Based on model period 2017-22.

9.2.3 Impacts of Climate Change

The potential impacts of climate change on Loch Ness water levels were not assessed as part of this assessment. Broad climate change predictions for Scotland predict drier summers and wetter winters. Summers may contain frequent or longer periods of low loch water levels, which could result in curtailment of PSS operation. Nonetheless, climate change should not result in any fundamental change to how PSS impact loch levels, such as diurnal variation in water levels, slightly higher maximum levels and slightly lower average levels. There is also some potential for PSS to mitigate extreme levels by pumping during flood events and generating in dry periods.

9.3 Predicted Impacts on Urquhart Bay Wood SAC

The potential effects that have been considered in this study are effects on the structure and floristic composition of the Riparian Alluvial Forest vegetation at Urquhart Bay Wood SAC. This is the basis for defining whether the Kemp PSS will affect the integrity of the SAC. The effects have been assessed using the known eco-hydrological requirements of two keystone tree species as a surrogate for the ecosystem as a whole, namely common alder and European ash.

The natural level of Loch Ness varies relatively slowly because of its size and ability to temporarily store water, which provides a lag on the variations in inflow. During operation of the PSS short-term water level fluctuations will be superimposed on the natural variation over a number of hours. The minimum level in Loch Ness will be approached more often, but the absolute minimum level will not change as a result of the operation of Kemp PSS. The overall range of levels will increase slightly as a result of releases during a Generation Cycle, which would cause a temporary increase in level before the resulting increase in flow over the weir brings the level back down (see below).

The projected increase in water levels of Loch Ness under the Sensible Worst Case Scenario (when all three schemes are operating) is likely to result in daily incremental periods of inundation during a Generation Cycle, and increased wetting of the soils in the lower-lying areas of the Urquhart Bay Wood SAC. In most scenarios, the operation of the Kemp PSS would not result in the maximum flood level being exceeded. The only scenario where this is possible would be if the PSS entered a Generation Cycle when the loch was in flood, effectively drowning the weir, resulting in additional inflow above the maximum flood level for a limited period of time.

The magnitude of water level decrease during a Pumping Cycle is projected to be slightly less than the increase during a Generation Cycle and it is unlikely that soils would desiccate for long enough to have any detrimental impact on the species that are dependent on wet soils, such as alder. This is because the low permeability of the fine sediments in lower lying areas in the SAC means that these areas will have a lag in responding to short term changes (particularly decreases) in water levels, and the likelihood that groundwater level will not be solely dependent on contributions from Loch Ness, but will also be supplemented by subsurface flows from the Enrick and Coiltie Rivers (depending on the differential between river surface levels and the groundwater table), and thus a daily pumping cycle is unlikely to result in marked changes in soil inundation levels. The current minimum flow levels of Loch Ness are determined by the operation of the Ness Weir and will not be affected by the Project, and it is unlikely that areas currently dominated by common alder will become desiccated as a result of the Project operation.

Any increases in inundation are most likely to affect the low-lying areas, which are dominated by species adapted to waterlogged soils, such as common alder. The distribution of these areas corresponds to the zones of inundation during flood events depicted in Figure 8-7. The minor increase in frequency of inundation may cause soils to be wetter for longer and may even decrease the risk of soil desiccation during drought periods, although this is an untested assumption. Such a scenario could potentially create a slightly more favourable environment for alder seedling establishment and maintenance of the established alder woodland, and a less favourable seedling establishment base for most of the invasive species present, which generally cannot tolerate the same extent and frequency of waterlogging as species such as alder. Exceptions to this would be Himalayan balsam and white butterbur, both of which can tolerate waterlogged conditions.

The more diverse, higher-lying areas with well-drained soils are less likely to be impacted by the projected increases and decreases in water level, particularly as this plant community relies less on waterlogged conditions than the alder-dominated community. It is unlikely that the decreases in water level of the Loch during Pumping Cycles will result in any significant drawdown of the ground-water table, since water levels are likely to rise soon afterwards during the following generation cycle and the low permeability of the alluvial soils means a lag in these responding to desiccation. Mature ash trees prefer a winter water-table depth of 40 - 100 cm below ground level. In the unlikely event that there is a minor drawdown in the ground-water table, the large range in preference of water table depth makes it unlikely that ash will be negatively impacted by this during Pumping

Cycles. In addition, the average Loch Ness water level is only likely to undergo a minor change of approximately 50 mm, with the main change being the magnitude of daily fluctuations. Thus, areas that are currently dry and above or near to this elevation are unlikely to change from the current state.

In summary, as long as diurnal fluctuations created by PSS operation do not exceed the current maximum and minimum water levels of Loch Ness for any significant period of time then these are not predicted to have a long-term negative impact on Urquhart Bay Wood SAC.

10.0 Conclusion

The Kemp PSS will contribute daily fluctuations in the water levels of Loch Ness, even if all three pumped storage schemes are in operation (Sensible Worst Case scenario), which is an unlikely scenario. However, even under the Sensible Worst Case Scenario, the operation of the Project will only have a negligible effect on the average water level of Loch Ness. Under this scenario, there will be projected water level reductions of 143 mm during a 4-hour Pumping Cycle and increases in water level of up to 205 mm during a 4-hour Generation Cycle in Loch Ness (see Chapter 7: Water Management of the Kemp PSS EIA Report). The fine alluvial sediments (clays, silts) of lower-lying areas in the SAC are likely to have low permeability and thus would respond slowly to changes in surrounding water levels in the loch and adjacent rivers. The changes in loch water levels as a result of operation of the three PSS schemes will be relatively short in duration and are thus unlikely to result in any increase in overall waterlogging of lower-lying soils or desiccation of higher-lying free draining sediments. The water dynamics that currently shape the structure and floristic composition of Urquhart Bay Wood SAC, namely periodicity, magnitude and extent of flooding, are unlikely to change enough to have an impact on vegetation structure and floristic composition, hence retaining the ecological integrity of the woodlands.

The dominant species in low-lying more permanently wet areas of the SAC (alder) is unlikely to be negatively impacted during periods of water storage (when water levels at Loch Ness will decrease), since this will be offset by the small increases in inundation during periods of generation. Soil desiccation would be one of the more significant risks facing common alder if water levels in Loch Ness drop too low for lengthy periods, given its preference for and adaptation to very wet or waterlogged soils. However, the alluvial sediments on which alder grows have low permeability and are likely to dry out much slower than the rate at which water levels are fluctuating, i.e. there will be a lag in response from the alluvial sediments and the risk of soil desiccation is as a result of the Project is low. It is possible that the Project will lower the overall risk of soil desiccation as a result of the small but consistent incremental increases in water levels during Generation Cycles, particularly during periods of natural drought. The other dominant tree species in Urquhart Bay Wood SAC is European ash, which occupies more well-drained, higher-lying areas. It is unlikely to be negatively impacted by slight water level increases, particularly since it is not prominent in the lower-lying parts of the SAC. It is a species that can tolerate some desiccation of soil and thus the brief periods of water level dropping are unlikely to have a negative impact.

In summary, the development of the Kemp PSS is unlikely to have any long-term detrimental effects on the key tree and shrub species at Urquhart Bay Wood SAC and thus is unlikely to affect the integrity of the SAC.

11.0 References

- Barsoum, N., Anderson, R., Broadmeadow, S., Bishop, H. and Nisbet, T. (2005). Eco-hydrological guidelines for wet woodland - Phase I. English Nature Research Report No. 619.
- Diekmann, M. (1996) Ecological behaviour of deciduous hardwood trees in Boreo-nemoral Sweden in relation to light and soil conditions. *Forest Ecology and Management* 6: 1–14.
- Dobrowolska, D., Hein, S., Oosterbaan, A., Wagner, S., Clark, J. and Skovsgaard, J.P. (2011) A review of European ash (*Fraxinus excelsior* L.): implications for silviculture. *Forestry* 84 (2): 133-148.
- Frye, J. & Grosse, W. (1992). Growth Responses to Flooding and Recovery of Deciduous Trees. *Zeitschrift für Naturforschung* 47c, 683-689.
- Kerr, G., & Cahalan, C. (2004). A review of site factors affecting the early growth of ash (*Fraxinus excelsior* L.). *Forest Ecology and Management*, 188: 225-234.
- King, J., C. Brown, and H. Sabet. 2003. A scenario-based holistic approach to environmental flow assessments for rivers. *Riv. Res. Appl.* 19: 619-639.
- Kleynhans CJ, Mackenzie J, Louw MD. 2007. Module F: Riparian Vegetation Response Assessment Index in River EcoClassification: Manual for EcoStatus Determination (version 2). Joint Water Research Commission and Department of Water Affairs and Forestry report. Maskell, L., Henrys, P., Norton, L., Smart, S. & Wood, C. (2013) Distribution of ash Trees (*Fraxinus excelsior*) in Countryside Survey Data. Centre for Ecology and Hydrology, Wallingford, UK.
- Monk, L.S., Fagerstedt, K.V., & Crawford, R.M.M. (1987). Superoxide-Dismutase as an anaerobic polypeptide - a key factor in recovery from oxygen deprivation in *Iris pseudacorus*. *Plant Physiol.* 85: 1016-1020.
- Peterken, G.F. (1996). *Natural woodland ecology and conservation in northern temperate regions*. Cambridge: Cambridge University Press.
- SNH (2009). Urquhart Bay Wood Site of Special Scientific Interest - Site Management Statement. Public statement prepared by Scottish Natural Heritage for owners and occupiers of the SSSI.
- SNH (2020). Urquhart Bay Wood Special Area of Conservation – Conservation Advice Package. Document produced by Nature Scot for owners and occupiers of the SAC.
- Thomas, P.A. (2016) Biological Flora of the British Isles: *Fraxinus excelsior*. *Journal of Ecology* 2016, 104, 1158–1209.
- Wardle, P. (1961). Biological Flora of the British Isles: *Fraxinus excelsior* L. *Journal of Ecology* 49: 739-751.

APPENDIX 01

Hydrological data (water level variation) for Loch Ness (April 2014 to June 2023)

Foyers daily
 water levels

datum 14.162

		1.661		
Min	1.092	1.138	1.178	0.008
Max	3.073	3.255	3.355	0.903

Min	-0.117	-0.08	-0.154
Max	0.166	0.168	0.165
		-	
Mean	-0.007	0.001	-0.007

<u>mAOD</u>		15.823	
Min	15.254	15.300	15.340

			Apr-14	
			to Apr-	
			23	
	Full period			
	gauge	mAOD	gauge	mAOD
0%	3.26	17.42	3.26	17.42
1%	2.22	16.38	2.22	16.38
50%	1.65	15.81	1.65	15.82
99%	1.24	15.40	1.29	15.45
100%	1.14	15.30	1.20	15.36

15.841 15.875

Date	Min	Mean	Max	Range	Max AOD	date	min_level	avg_level	max_level	min	mean	max
15/04/2014	1.751	1.771	1.810	0.059	15.972							
16/04/2014	1.717	1.758	1.779	0.062	15.941							
17/04/2014	1.684	1.709	1.727	0.043	15.889							
18/04/2014	1.678	1.696	1.711	0.033	15.873							
19/04/2014	1.648	1.682	1.698	0.050	15.860							
20/04/2014	1.621	1.645	1.655	0.034	15.817							
21/04/2014	1.597	1.626	1.650	0.053	15.812							
22/04/2014	1.608	1.645	1.663	0.055	15.825							
23/04/2014	1.627	1.643	1.655	0.028	15.817							

24/04/2014	1.621	1.631	1.640	0.019	15.802
25/04/2014	1.609	1.641	1.661	0.052	15.823
26/04/2014	1.614	1.641	1.651	0.037	15.813
27/04/2014	1.611	1.639	1.658	0.047	15.820
28/04/2014	1.593	1.619	1.641	0.048	15.803
29/04/2014	1.566	1.592	1.605	0.039	15.767
30/04/2014	1.567	1.588	1.612	0.045	15.774
01/05/2014	1.584	1.616	1.631	0.047	15.793
02/05/2014	1.613	1.639	1.664	0.051	15.826
03/05/2014	1.584	1.610	1.625	0.041	15.787
04/05/2014	1.566	1.586	1.604	0.038	15.766
05/05/2014	1.542	1.569	1.585	0.043	15.747
06/05/2014	1.541	1.562	1.591	0.050	15.753
07/05/2014	1.549	1.579	1.600	0.051	15.762
08/05/2014	1.582	1.604	1.627	0.045	15.789
09/05/2014	1.584	1.615	1.646	0.062	15.808
10/05/2014	1.597	1.615	1.631	0.034	15.793
11/05/2014	1.599	1.640	1.664	0.065	15.826
12/05/2014	1.613	1.647	1.671	0.058	15.833
13/05/2014	1.602	1.618	1.630	0.028	15.792
14/05/2014	1.590	1.605	1.620	0.030	15.782
15/05/2014	1.586	1.606	1.631	0.045	15.793
16/05/2014	1.535	1.581	1.627	0.092	15.789
17/05/2014	1.539	1.580	1.612	0.073	15.774
18/05/2014	1.604	1.680	1.731	0.127	15.893
19/05/2014	1.658	1.702	1.721	0.063	15.883
20/05/2014	1.632	1.659	1.683	0.051	15.845
21/05/2014	1.614	1.646	1.666	0.052	15.828
22/05/2014	1.618	1.631	1.648	0.030	15.810
23/05/2014	1.604	1.635	1.655	0.051	15.817
24/05/2014	1.581	1.617	1.634	0.053	15.796
25/05/2014	1.556	1.573	1.592	0.036	15.754
26/05/2014	1.556	1.579	1.611	0.055	15.773
27/05/2014	1.550	1.580	1.604	0.054	15.766
28/05/2014	1.557	1.578	1.609	0.052	15.771
29/05/2014	1.522	1.554	1.577	0.055	15.739
30/05/2014	1.522	1.556	1.578	0.056	15.740

31/05/2014	1.495	1.522	1.539	0.044	15.701
01/06/2014	1.467	1.494	1.514	0.047	15.676
02/06/2014	1.465	1.485	1.508	0.043	15.670
03/06/2014	1.457	1.492	1.512	0.055	15.674
04/06/2014	1.441	1.464	1.482	0.041	15.644
05/06/2014	1.442	1.475	1.500	0.058	15.662
06/06/2014	1.495	1.505	1.524	0.029	15.686
07/06/2014	1.502	1.536	1.559	0.057	15.721
08/06/2014	1.507	1.552	1.615	0.108	15.777
09/06/2014	1.553	1.575	1.600	0.047	15.762
10/06/2014	1.529	1.560	1.578	0.049	15.740
11/06/2014	1.533	1.545	1.553	0.020	15.715
12/06/2014	1.537	1.554	1.570	0.033	15.732
13/06/2014	1.565	1.604	1.633	0.068	15.795
14/06/2014	1.538	1.572	1.588	0.050	15.750
15/06/2014	1.526	1.547	1.568	0.042	15.730
16/06/2014	1.539	1.563	1.582	0.043	15.744
17/06/2014	1.547	1.563	1.581	0.034	15.743
18/06/2014	1.528	1.561	1.578	0.050	15.740
19/06/2014	1.525	1.553	1.581	0.056	15.743
20/06/2014	1.507	1.538	1.574	0.067	15.736
21/06/2014	1.486	1.513	1.532	0.046	15.694
22/06/2014	1.482	1.494	1.506	0.024	15.668
23/06/2014	1.475	1.491	1.509	0.034	15.671
24/06/2014	1.492	1.512	1.534	0.042	15.696
25/06/2014	1.479	1.500	1.521	0.042	15.683
26/06/2014	1.467	1.496	1.532	0.065	15.694
27/06/2014	1.502	1.541	1.562	0.060	15.724
28/06/2014	1.510	1.543	1.563	0.053	15.725
29/06/2014	1.504	1.542	1.566	0.062	15.728
30/06/2014	1.533	1.554	1.577	0.044	15.739
01/07/2014	1.481	1.518	1.548	0.067	15.710
02/07/2014	1.505	1.541	1.575	0.070	15.737
03/07/2014	1.575	1.650	1.677	0.102	15.839
04/07/2014	1.600	1.635	1.667	0.067	15.829
05/07/2014	1.578	1.601	1.630	0.052	15.792
06/07/2014	1.560	1.588	1.612	0.052	15.774

07/07/2014	1.565	1.578	1.594	0.029	15.756
08/07/2014	1.550	1.579	1.601	0.051	15.763
09/07/2014	1.497	1.550	1.575	0.078	15.737
10/07/2014	1.483	1.520	1.552	0.069	15.714
11/07/2014	1.517	1.541	1.566	0.049	15.728
12/07/2014	1.517	1.547	1.565	0.048	15.727
13/07/2014	1.493	1.528	1.546	0.053	15.708
14/07/2014	1.474	1.503	1.524	0.050	15.686
15/07/2014	1.427	1.491	1.512	0.085	15.674
16/07/2014	1.464	1.485	1.502	0.038	15.664
17/07/2014	1.451	1.500	1.525	0.074	15.687
18/07/2014	1.487	1.506	1.518	0.031	15.680
19/07/2014	1.496	1.515	1.541	0.045	15.703
20/07/2014	1.496	1.527	1.555	0.059	15.717
21/07/2014	1.499	1.527	1.549	0.050	15.711
22/07/2014	1.501	1.526	1.537	0.036	15.699
23/07/2014	1.497	1.527	1.547	0.050	15.709
24/07/2014	1.512	1.535	1.550	0.038	15.712
25/07/2014	1.509	1.533	1.551	0.042	15.713
26/07/2014	1.494	1.525	1.542	0.048	15.704
27/07/2014	1.494	1.525	1.548	0.054	15.710
28/07/2014	1.494	1.520	1.531	0.037	15.693
29/07/2014	1.482	1.504	1.533	0.051	15.695
30/07/2014	1.490	1.507	1.521	0.031	15.683
31/07/2014	1.490	1.539	1.594	0.104	15.756
01/08/2014	1.545	1.572	1.600	0.055	15.762
02/08/2014	1.523	1.577	1.620	0.097	15.782
03/08/2014	1.605	1.632	1.648	0.043	15.810
04/08/2014	1.604	1.640	1.660	0.056	15.822
05/08/2014	1.595	1.615	1.643	0.048	15.805
06/08/2014	1.588	1.605	1.622	0.034	15.784
07/08/2014	1.580	1.597	1.623	0.043	15.785
08/08/2014	1.580	1.596	1.615	0.035	15.777
09/08/2014	1.567	1.580	1.605	0.038	15.767
10/08/2014	1.570	1.654	1.808	0.238	15.970
11/08/2014	1.779	1.868	1.968	0.189	16.130
12/08/2014	1.920	1.949	1.980	0.060	16.142

13/08/2014	1.821	1.896	1.954	0.133	16.116
14/08/2014	1.774	1.825	1.856	0.082	16.018
15/08/2014	1.720	1.775	1.815	0.095	15.977
16/08/2014	1.606	1.683	1.740	0.134	15.902
17/08/2014	1.633	1.704	1.800	0.167	15.962
18/08/2014	1.744	1.766	1.834	0.090	15.996
19/08/2014	1.733	1.754	1.788	0.055	15.950
20/08/2014	1.675	1.720	1.793	0.118	15.955
21/08/2014	1.649	1.743	1.806	0.157	15.968
22/08/2014	1.677	1.728	1.781	0.104	15.943
23/08/2014	1.643	1.692	1.725	0.082	15.887
24/08/2014	1.653	1.684	1.709	0.056	15.871
25/08/2014	1.639	1.666	1.694	0.055	15.856
26/08/2014	1.644	1.684	1.706	0.062	15.868
27/08/2014	1.661	1.683	1.703	0.042	15.865
28/08/2014	1.647	1.663	1.686	0.039	15.848
29/08/2014	1.622	1.639	1.659	0.037	15.821
30/08/2014	1.615	1.632	1.664	0.049	15.826
31/08/2014	1.605	1.623	1.645	0.040	15.807
01/09/2014	1.585	1.608	1.630	0.045	15.792
02/09/2014	1.577	1.595	1.622	0.045	15.784
03/09/2014	1.564	1.594	1.630	0.066	15.792
04/09/2014	1.580	1.596	1.615	0.035	15.777
05/09/2014	1.579	1.595	1.622	0.043	15.784
06/09/2014	1.585	1.603	1.619	0.034	15.781
07/09/2014	1.619	1.638	1.650	0.031	15.812
08/09/2014	1.635	1.644	1.655	0.020	15.817
09/09/2014	1.635	1.644	1.654	0.019	15.816
10/09/2014	1.620	1.636	1.644	0.024	15.806
11/09/2014	1.605	1.619	1.629	0.024	15.791
12/09/2014	1.582	1.599	1.607	0.025	15.769
13/09/2014	1.572	1.582	1.591	0.019	15.753
14/09/2014	1.560	1.571	1.576	0.016	15.738
15/09/2014	1.556	1.566	1.575	0.019	15.737
16/09/2014	1.546	1.555	1.566	0.020	15.728
17/09/2014	1.527	1.539	1.550	0.023	15.712
18/09/2014	1.528	1.537	1.546	0.018	15.708

19/09/2014	1.535	1.546	1.556	0.021	15.718
20/09/2014	1.541	1.547	1.552	0.011	15.714
21/09/2014	1.530	1.538	1.545	0.015	15.707
22/09/2014	1.525	1.536	1.550	0.025	15.712
23/09/2014	1.525	1.534	1.540	0.015	15.702
24/09/2014	1.527	1.535	1.542	0.015	15.704
25/09/2014	1.500	1.516	1.532	0.032	15.694
26/09/2014	1.485	1.497	1.511	0.026	15.673
27/09/2014	1.486	1.498	1.508	0.022	15.670
28/09/2014	1.500	1.505	1.513	0.013	15.675
29/09/2014	1.506	1.509	1.515	0.009	15.677
30/09/2014	1.505	1.517	1.530	0.025	15.692
01/10/2014	1.525	1.551	1.576	0.051	15.738
02/10/2014	1.574	1.595	1.621	0.047	15.783
03/10/2014	1.612	1.639	1.662	0.050	15.824
04/10/2014	1.640	1.661	1.671	0.031	15.833
05/10/2014	1.624	1.645	1.658	0.034	15.820
06/10/2014	1.622	1.643	1.656	0.034	15.818
07/10/2014	1.641	1.677	1.731	0.090	15.893
08/10/2014	1.730	1.760	1.777	0.047	15.939
09/10/2014	1.702	1.733	1.751	0.049	15.913
10/10/2014	1.667	1.688	1.704	0.037	15.866
11/10/2014	1.622	1.648	1.670	0.048	15.832
12/10/2014	1.594	1.610	1.625	0.031	15.787
13/10/2014	1.578	1.591	1.603	0.025	15.765
14/10/2014	1.572	1.593	1.610	0.038	15.772
15/10/2014	1.573	1.602	1.626	0.053	15.788
16/10/2014	1.576	1.599	1.627	0.051	15.789
17/10/2014	1.569	1.593	1.621	0.052	15.783
18/10/2014	1.573	1.607	1.637	0.064	15.799
19/10/2014	1.633	1.720	1.752	0.119	15.914
20/10/2014	1.749	1.787	1.815	0.066	15.977
21/10/2014	1.802	1.835	1.863	0.061	16.025
22/10/2014	1.811	1.846	1.874	0.063	16.036
23/10/2014	1.818	1.834	1.852	0.034	16.014
24/10/2014	1.796	1.842	1.863	0.067	16.025
25/10/2014	1.797	1.858	1.971	0.174	16.133

26/10/2014	1.968	2.275	2.440	0.472	16.602
27/10/2014	2.437	2.533	2.740	0.303	16.902
28/10/2014	2.727	2.819	2.874	0.147	17.036
29/10/2014	2.447	2.614	2.730	0.283	16.892
30/10/2014	2.205	2.338	2.447	0.242	16.609
31/10/2014	1.991	2.091	2.207	0.216	16.369
01/11/2014	1.913	1.966	2.002	0.089	16.164
02/11/2014	1.918	1.965	2.004	0.086	16.166
03/11/2014	1.919	1.951	1.972	0.053	16.134
04/11/2014	1.883	1.913	1.925	0.042	16.087
05/11/2014	1.878	1.901	1.935	0.057	16.097
06/11/2014	1.817	1.851	1.891	0.074	16.053
07/11/2014	1.854	1.907	1.928	0.074	16.090
08/11/2014	1.852	1.877	1.886	0.034	16.048
09/11/2014	1.814	1.840	1.855	0.041	16.017
10/11/2014	1.730	1.786	1.814	0.084	15.976
11/11/2014	1.643	1.718	1.758	0.115	15.920
12/11/2014	1.599	1.640	1.659	0.060	15.821
13/11/2014	1.560	1.584	1.610	0.050	15.772
14/11/2014	1.554	1.626	1.669	0.115	15.831
15/11/2014	1.666	1.699	1.718	0.052	15.880
16/11/2014	1.659	1.694	1.715	0.056	15.877
17/11/2014	1.657	1.678	1.704	0.047	15.866
18/11/2014	1.608	1.660	1.689	0.081	15.851
19/11/2014	1.540	1.591	1.611	0.071	15.773
20/11/2014	1.537	1.552	1.569	0.032	15.731
21/11/2014	1.519	1.558	1.586	0.067	15.748
22/11/2014	1.536	1.600	1.637	0.101	15.799
23/11/2014	1.588	1.624	1.646	0.058	15.808
24/11/2014	1.595	1.622	1.648	0.053	15.810
25/11/2014	1.601	1.635	1.663	0.062	15.825
26/11/2014	1.625	1.667	1.702	0.077	15.864
27/11/2014	1.627	1.644	1.660	0.033	15.822
28/11/2014	1.636	1.653	1.672	0.036	15.834
29/11/2014	1.639	1.659	1.683	0.044	15.845
30/11/2014	1.601	1.633	1.655	0.054	15.817
01/12/2014	1.597	1.622	1.645	0.048	15.807

02/12/2014	1.580	1.617	1.637	0.057	15.799
03/12/2014	1.580	1.605	1.629	0.049	15.791
04/12/2014	1.571	1.597	1.619	0.048	15.781
05/12/2014	1.553	1.592	1.614	0.061	15.776
06/12/2014	1.552	1.577	1.605	0.053	15.767
07/12/2014	1.582	1.640	1.681	0.099	15.843
08/12/2014	1.669	1.708	1.747	0.078	15.909
09/12/2014	1.698	1.819	1.893	0.195	16.055
10/12/2014	1.852	1.886	1.923	0.071	16.085
11/12/2014	1.812	1.856	1.887	0.075	16.049
12/12/2014	1.794	1.828	1.870	0.076	16.032
13/12/2014	1.753	1.777	1.795	0.042	15.957
14/12/2014	1.775	1.937	2.002	0.227	16.164
15/12/2014	1.872	1.961	2.015	0.143	16.177
16/12/2014	1.848	1.864	1.886	0.038	16.048
17/12/2014	1.869	1.907	1.953	0.084	16.115
18/12/2014	1.870	1.936	1.989	0.119	16.151
19/12/2014	1.852	1.914	1.942	0.090	16.104
20/12/2014	1.838	1.874	1.910	0.072	16.072
21/12/2014	1.859	2.124	2.310	0.451	16.472
22/12/2014	2.272	2.327	2.357	0.085	16.519
23/12/2014	2.105	2.231	2.286	0.181	16.448
24/12/2014	1.972	2.031	2.105	0.133	16.267
25/12/2014	1.890	1.959	1.993	0.103	16.155
26/12/2014	1.806	1.856	1.890	0.084	16.052
27/12/2014	1.746	1.811	1.847	0.101	16.009
28/12/2014	1.675	1.739	1.772	0.097	15.934
29/12/2014	1.620	1.672	1.705	0.085	15.867
30/12/2014	1.616	1.634	1.656	0.040	15.818
31/12/2014	1.611	1.683	1.758	0.147	15.920
01/01/2015	1.757	1.986	2.127	0.370	16.289
02/01/2015	2.032	2.095	2.145	0.113	16.307
03/01/2015	1.917	1.995	2.033	0.116	16.195
04/01/2015	1.863	1.896	1.922	0.059	16.084
05/01/2015	1.807	1.852	1.876	0.069	16.038
06/01/2015	1.813	1.851	1.880	0.067	16.042
07/01/2015	1.837	1.939	2.020	0.183	16.182

08/01/2015	1.965	2.025	2.065	0.100	16.227
09/01/2015	1.987	2.042	2.194	0.207	16.356
10/01/2015	2.150	2.226	2.272	0.122	16.434
11/01/2015	2.126	2.205	2.423	0.297	16.585
12/01/2015	2.409	2.488	2.543	0.134	16.705
13/01/2015	2.242	2.365	2.459	0.217	16.621
14/01/2015	2.026	2.143	2.244	0.218	16.406
15/01/2015	2.041	2.089	2.122	0.081	16.284
16/01/2015	2.001	2.057	2.100	0.099	16.262
17/01/2015	1.868	1.945	2.001	0.133	16.163
18/01/2015	1.806	1.854	1.883	0.077	16.045
19/01/2015	1.768	1.815	1.852	0.084	16.014
20/01/2015	1.677	1.742	1.774	0.097	15.936
21/01/2015	1.634	1.663	1.681	0.047	15.843
22/01/2015	1.613	1.645	1.676	0.063	15.838
23/01/2015	1.607	1.661	1.706	0.099	15.868
24/01/2015	1.705	1.733	1.755	0.050	15.917
25/01/2015	1.747	1.838	1.919	0.172	16.081
26/01/2015	1.901	1.918	1.937	0.036	16.099
27/01/2015	1.885	1.902	1.953	0.068	16.115
28/01/2015	1.950	1.996	2.018	0.068	16.180
29/01/2015	1.900	1.976	2.020	0.120	16.182
30/01/2015	1.753	1.857	1.910	0.157	16.072
31/01/2015	1.717	1.744	1.764	0.047	15.926
01/02/2015	1.718	1.755	1.770	0.052	15.932
02/02/2015	1.712	1.752	1.766	0.054	15.928
03/02/2015	1.707	1.723	1.734	0.027	15.896
04/02/2015	1.656	1.694	1.708	0.052	15.870
05/02/2015	1.635	1.661	1.678	0.043	15.840
06/02/2015	1.641	1.664	1.695	0.054	15.857
07/02/2015	1.643	1.666	1.686	0.043	15.848
08/02/2015	1.621	1.644	1.668	0.047	15.830
09/02/2015	1.622	1.667	1.713	0.091	15.875
10/02/2015	1.711	1.763	1.785	0.074	15.947
11/02/2015	1.769	1.788	1.803	0.034	15.965
12/02/2015	1.723	1.771	1.800	0.077	15.962
13/02/2015	1.714	1.748	1.763	0.049	15.925

14/02/2015	1.644	1.699	1.725	0.081	15.887
15/02/2015	1.614	1.624	1.650	0.036	15.812
16/02/2015	1.634	1.670	1.692	0.058	15.854
17/02/2015	1.678	1.706	1.735	0.057	15.897
18/02/2015	1.719	1.830	1.985	0.266	16.147
19/02/2015	1.976	2.030	2.062	0.086	16.224
20/02/2015	1.940	2.008	2.043	0.103	16.205
21/02/2015	1.853	1.904	1.940	0.087	16.102
22/02/2015	1.808	1.843	1.877	0.069	16.039
23/02/2015	1.740	1.804	1.847	0.107	16.009
24/02/2015	1.749	1.786	1.815	0.066	15.977
25/02/2015	1.788	1.812	1.837	0.049	15.999
26/02/2015	1.837	1.932	1.973	0.136	16.135
27/02/2015	1.883	1.937	1.963	0.080	16.125
28/02/2015	1.890	1.905	1.918	0.028	16.080
01/03/2015	1.912	1.937	1.955	0.043	16.117
02/03/2015	1.888	1.948	1.980	0.092	16.142
03/03/2015	1.785	1.860	1.916	0.131	16.078
04/03/2015	1.752	1.780	1.796	0.044	15.958
05/03/2015	1.764	1.871	1.959	0.195	16.121
06/03/2015	1.937	2.091	2.417	0.480	16.579
07/03/2015	2.417	2.926	3.320	0.903	17.482
08/03/2015	3.073	3.255	3.355	0.282	17.517
09/03/2015	2.811	2.930	3.073	0.262	17.235
10/03/2015	2.509	2.673	2.811	0.302	16.973
11/03/2015	2.215	2.363	2.509	0.294	16.671
12/03/2015	2.073	2.134	2.231	0.158	16.393
13/03/2015	1.951	2.019	2.073	0.122	16.235
14/03/2015	1.858	1.908	1.951	0.093	16.113
15/03/2015	1.798	1.843	1.873	0.075	16.035
16/03/2015	1.737	1.804	1.852	0.115	16.014
17/03/2015	1.665	1.714	1.742	0.077	15.904
18/03/2015	1.635	1.660	1.673	0.038	15.835
19/03/2015	1.636	1.651	1.669	0.033	15.831
20/03/2015	1.603	1.637	1.651	0.048	15.813
21/03/2015	1.599	1.613	1.628	0.029	15.790
22/03/2015	1.611	1.620	1.629	0.018	15.791

23/03/2015	1.618	1.641	1.671	0.053	15.833
24/03/2015	1.669	1.697	1.718	0.049	15.880
25/03/2015	1.692	1.708	1.721	0.029	15.883
26/03/2015	1.674	1.697	1.713	0.039	15.875
27/03/2015	1.643	1.673	1.690	0.047	15.852
28/03/2015	1.636	1.697	1.773	0.137	15.935
29/03/2015	1.718	1.763	1.797	0.079	15.959
30/03/2015	1.726	1.741	1.761	0.035	15.923
31/03/2015	1.743	1.770	1.790	0.047	15.952
01/04/2015	1.758	1.791	1.803	0.045	15.965
02/04/2015	1.765	1.784	1.801	0.036	15.963
03/04/2015	1.772	1.795	1.804	0.032	15.966
04/04/2015	1.780	1.789	1.799	0.019	15.961
05/04/2015	1.760	1.777	1.792	0.032	15.954
06/04/2015	1.737	1.747	1.764	0.027	15.926
07/04/2015	1.740	1.751	1.772	0.032	15.934
08/04/2015	1.736	1.748	1.763	0.027	15.925
09/04/2015	1.717	1.745	1.772	0.055	15.934
10/04/2015	1.673	1.731	1.768	0.095	15.930
11/04/2015	1.640	1.680	1.702	0.062	15.864
12/04/2015	1.641	1.687	1.732	0.091	15.894
13/04/2015	1.715	1.733	1.750	0.035	15.912
14/04/2015	1.739	1.802	1.845	0.106	16.007
15/04/2015	1.836	1.854	1.881	0.045	16.043
16/04/2015	1.787	1.822	1.847	0.060	16.009
17/04/2015	1.772	1.792	1.818	0.046	15.980
18/04/2015	1.741	1.769	1.793	0.052	15.955
19/04/2015	1.736	1.763	1.804	0.068	15.966
20/04/2015	1.651	1.700	1.749	0.098	15.911
21/04/2015	1.610	1.634	1.666	0.056	15.828
22/04/2015	1.583	1.609	1.623	0.040	15.785
23/04/2015	1.596	1.609	1.619	0.023	15.781
24/04/2015	1.538	1.587	1.605	0.067	15.767
25/04/2015	1.540	1.565	1.596	0.056	15.758
26/04/2015	1.553	1.575	1.600	0.047	15.762
27/04/2015	1.571	1.601	1.621	0.050	15.783
28/04/2015	1.607	1.634	1.652	0.045	15.814

29/04/2015	1.639	1.652	1.673	0.034	15.835
30/04/2015	1.656	1.673	1.683	0.027	15.845
01/05/2015	1.672	1.682	1.694	0.022	15.856
02/05/2015	1.649	1.712	1.740	0.091	15.902
03/05/2015	1.622	1.640	1.654	0.032	15.816
04/05/2015	1.628	1.647	1.674	0.046	15.836
05/05/2015	1.657	1.682	1.711	0.054	15.873
06/05/2015	1.686	1.725	1.751	0.065	15.913
07/05/2015	1.660	1.710	1.731	0.071	15.893
08/05/2015	1.654	1.710	1.733	0.079	15.895
09/05/2015	1.666	1.705	1.739	0.073	15.901
10/05/2015	1.654	1.682	1.705	0.051	15.867
11/05/2015	1.685	1.745	1.786	0.101	15.948
12/05/2015	1.764	1.794	1.808	0.044	15.970
13/05/2015	1.807	1.829	1.850	0.043	16.012
14/05/2015	1.797	1.817	1.831	0.034	15.993
15/05/2015	1.718	1.785	1.827	0.109	15.989
16/05/2015	1.672	1.721	1.751	0.079	15.913
17/05/2015	1.679	1.751	1.828	0.149	15.990
18/05/2015	1.828	1.851	1.868	0.040	16.030
19/05/2015	1.797	1.823	1.844	0.047	16.006
20/05/2015	1.773	1.808	1.841	0.068	16.003
21/05/2015	1.709	1.750	1.773	0.064	15.935
22/05/2015	1.671	1.694	1.715	0.044	15.877
23/05/2015	1.643	1.671	1.688	0.045	15.850
24/05/2015	1.616	1.641	1.654	0.038	15.816
25/05/2015	1.617	1.667	1.709	0.092	15.871
26/05/2015	1.639	1.667	1.686	0.047	15.848
27/05/2015	1.642	1.682	1.721	0.079	15.883
28/05/2015	1.648	1.673	1.706	0.058	15.868
29/05/2015	1.706	1.734	1.764	0.058	15.926
30/05/2015	1.699	1.740	1.772	0.073	15.934
31/05/2015	1.664	1.689	1.716	0.052	15.878
01/06/2015	1.665	1.679	1.690	0.025	15.852
02/06/2015	1.677	1.703	1.719	0.042	15.881
03/06/2015	1.712	1.733	1.747	0.035	15.909
04/06/2015	1.720	1.730	1.742	0.022	15.904

05/06/2015	1.699	1.734	1.753	0.054	15.915
06/06/2015	1.696	1.712	1.724	0.028	15.886
07/06/2015	1.713	1.738	1.757	0.044	15.919
08/06/2015	1.681	1.720	1.743	0.062	15.905
09/06/2015	1.642	1.673	1.686	0.044	15.848
10/06/2015	1.603	1.643	1.662	0.059	15.824
11/06/2015	1.601	1.608	1.624	0.023	15.786
12/06/2015	1.608	1.632	1.652	0.044	15.814
13/06/2015	1.608	1.626	1.644	0.036	15.806
14/06/2015	1.594	1.627	1.656	0.062	15.818
15/06/2015	1.589	1.610	1.626	0.037	15.788
16/06/2015	1.540	1.582	1.601	0.061	15.763
17/06/2015	1.502	1.530	1.548	0.046	15.710
18/06/2015	1.502	1.530	1.553	0.051	15.715
19/06/2015	1.522	1.544	1.563	0.041	15.725
20/06/2015	1.531	1.571	1.595	0.064	15.757
21/06/2015	1.550	1.584	1.621	0.071	15.783
22/06/2015	1.569	1.580	1.592	0.023	15.754
23/06/2015	1.584	1.631	1.664	0.080	15.826
24/06/2015	1.592	1.620	1.637	0.045	15.799
25/06/2015	1.618	1.644	1.672	0.054	15.834
26/06/2015	1.611	1.640	1.658	0.047	15.820
27/06/2015	1.548	1.608	1.635	0.087	15.797
28/06/2015	1.548	1.576	1.605	0.057	15.767
29/06/2015	1.579	1.600	1.628	0.049	15.790
30/06/2015	1.587	1.609	1.626	0.039	15.788
01/07/2015	1.610	1.653	1.683	0.073	15.845
02/07/2015	1.632	1.668	1.689	0.057	15.851
03/07/2015	1.563	1.629	1.651	0.088	15.813
04/07/2015	1.551	1.589	1.608	0.057	15.770
05/07/2015	1.599	1.638	1.667	0.068	15.829
06/07/2015	1.608	1.632	1.651	0.043	15.813
07/07/2015	1.608	1.629	1.645	0.037	15.807
08/07/2015	1.637	1.670	1.693	0.056	15.855
09/07/2015	1.666	1.696	1.716	0.050	15.878
10/07/2015	1.699	1.731	1.764	0.065	15.926
11/07/2015	1.662	1.712	1.734	0.072	15.896

12/07/2015	1.630	1.664	1.685	0.055	15.847
13/07/2015	1.616	1.662	1.693	0.077	15.855
14/07/2015	1.617	1.635	1.647	0.030	15.809
15/07/2015	1.632	1.656	1.677	0.045	15.839
16/07/2015	1.576	1.644	1.671	0.095	15.833
17/07/2015	1.559	1.605	1.640	0.081	15.802
18/07/2015	1.556	1.576	1.606	0.050	15.768
19/07/2015	1.606	1.649	1.685	0.079	15.847
20/07/2015	1.627	1.676	1.701	0.074	15.863
21/07/2015	1.616	1.625	1.639	0.023	15.801
22/07/2015	1.581	1.631	1.653	0.072	15.815
23/07/2015	1.555	1.568	1.584	0.029	15.746
24/07/2015	1.575	1.627	1.650	0.075	15.812
25/07/2015	1.599	1.626	1.652	0.053	15.814
26/07/2015	1.548	1.594	1.614	0.066	15.776
27/07/2015	1.550	1.605	1.638	0.088	15.800
28/07/2015	1.615	1.645	1.674	0.059	15.836
29/07/2015	1.640	1.660	1.681	0.041	15.843
30/07/2015	1.643	1.685	1.708	0.065	15.870
31/07/2015	1.676	1.701	1.720	0.044	15.882
01/08/2015	1.677	1.697	1.731	0.054	15.893
02/08/2015	1.665	1.729	1.763	0.098	15.925
03/08/2015	1.646	1.677	1.695	0.049	15.857
04/08/2015	1.644	1.659	1.671	0.027	15.833
05/08/2015	1.644	1.682	1.712	0.068	15.874
06/08/2015	1.628	1.686	1.712	0.084	15.874
07/08/2015	1.581	1.603	1.638	0.057	15.800
08/08/2015	1.502	1.561	1.587	0.085	15.749
09/08/2015	1.482	1.498	1.509	0.027	15.671
10/08/2015	1.491	1.506	1.526	0.035	15.688
11/08/2015	1.508	1.532	1.552	0.044	15.714
12/08/2015	1.474	1.504	1.516	0.042	15.678
13/08/2015	1.487	1.515	1.539	0.052	15.701
14/08/2015	1.526	1.546	1.565	0.039	15.727
15/08/2015	1.508	1.536	1.559	0.051	15.721
16/08/2015	1.488	1.512	1.523	0.035	15.685
17/08/2015	1.491	1.513	1.536	0.045	15.698

18/08/2015	1.498	1.508	1.521	0.023	15.683
19/08/2015	1.499	1.511	1.519	0.020	15.681
20/08/2015	1.471	1.513	1.538	0.067	15.700
21/08/2015	1.453	1.485	1.517	0.064	15.679
22/08/2015	1.493	1.540	1.570	0.077	15.732
23/08/2015	1.493	1.501	1.512	0.019	15.674
24/08/2015	1.478	1.499	1.510	0.032	15.672
25/08/2015	1.470	1.488	1.500	0.030	15.662
26/08/2015	1.446	1.476	1.493	0.047	15.655
27/08/2015	1.448	1.460	1.471	0.023	15.633
28/08/2015	1.438	1.460	1.471	0.033	15.633
29/08/2015	1.452	1.523	1.575	0.123	15.737
30/08/2015	1.573	1.616	1.635	0.062	15.797
31/08/2015	1.631	1.645	1.662	0.031	15.824
01/09/2015	1.627	1.654	1.679	0.052	15.841
02/09/2015	1.649	1.669	1.681	0.032	15.843
03/09/2015	1.622	1.636	1.652	0.030	15.814
04/09/2015	1.619	1.643	1.661	0.042	15.823
05/09/2015	1.622	1.646	1.668	0.046	15.830
06/09/2015	1.563	1.596	1.624	0.061	15.786
07/09/2015	1.532	1.552	1.565	0.033	15.727
08/09/2015	1.526	1.532	1.542	0.016	15.704
09/09/2015	1.518	1.526	1.535	0.017	15.697
10/09/2015	1.509	1.519	1.531	0.022	15.693
11/09/2015	1.508	1.515	1.524	0.016	15.686
12/09/2015	1.504	1.514	1.526	0.022	15.688
13/09/2015	1.497	1.504	1.512	0.015	15.674
14/09/2015	1.481	1.510	1.526	0.045	15.688
15/09/2015	1.477	1.493	1.505	0.028	15.667
16/09/2015	1.459	1.485	1.500	0.041	15.662
17/09/2015	1.432	1.454	1.465	0.033	15.627
18/09/2015	1.414	1.434	1.446	0.032	15.608
19/09/2015	1.421	1.436	1.448	0.027	15.610
20/09/2015	1.396	1.418	1.432	0.036	15.594
21/09/2015	1.370	1.392	1.404	0.034	15.566
22/09/2015	1.370	1.384	1.404	0.034	15.566
23/09/2015	1.399	1.415	1.435	0.036	15.597

24/09/2015	1.410	1.433	1.456	0.046	15.618
25/09/2015	1.439	1.460	1.474	0.035	15.636
26/09/2015	1.455	1.479	1.499	0.044	15.661
27/09/2015	1.450	1.478	1.498	0.048	15.660
28/09/2015	1.441	1.470	1.487	0.046	15.649
29/09/2015	1.443	1.455	1.467	0.024	15.629
30/09/2015	1.443	1.460	1.488	0.045	15.650
01/10/2015	1.440	1.462	1.479	0.039	15.641
02/10/2015	1.429	1.451	1.465	0.036	15.627
03/10/2015	1.419	1.448	1.467	0.048	15.629
04/10/2015	1.392	1.428	1.460	0.068	15.622
05/10/2015	1.387	1.397	1.412	0.025	15.574
06/10/2015	1.399	1.415	1.442	0.043	15.604
07/10/2015	1.410	1.422	1.442	0.032	15.604
08/10/2015	1.415	1.436	1.449	0.034	15.611
09/10/2015	1.386	1.405	1.421	0.035	15.583
10/10/2015	1.378	1.397	1.409	0.031	15.571
11/10/2015	1.370	1.385	1.403	0.033	15.565
12/10/2015	1.361	1.376	1.386	0.025	15.548
13/10/2015	1.364	1.388	1.403	0.039	15.565
14/10/2015	1.380	1.395	1.408	0.028	15.570
15/10/2015	1.386	1.403	1.421	0.035	15.583
16/10/2015	1.405	1.442	1.453	0.048	15.615
17/10/2015	1.377	1.406	1.431	0.054	15.593
18/10/2015	1.357	1.381	1.394	0.037	15.556
19/10/2015	1.363	1.376	1.388	0.025	15.550
20/10/2015	1.375	1.391	1.414	0.039	15.576
21/10/2015	1.358	1.393	1.421	0.063	15.583
22/10/2015	1.372	1.392	1.441	0.069	15.603
23/10/2015	1.434	1.455	1.474	0.040	15.636
24/10/2015	1.470	1.574	1.628	0.158	15.790
25/10/2015	1.622	1.644	1.670	0.048	15.832
26/10/2015	1.623	1.638	1.651	0.028	15.813
27/10/2015	1.608	1.643	1.663	0.055	15.825
28/10/2015	1.508	1.589	1.617	0.109	15.779
29/10/2015	1.505	1.526	1.552	0.047	15.714
30/10/2015	1.468	1.510	1.534	0.066	15.696

31/10/2015	1.474	1.544	1.577	0.103	15.739
01/11/2015	1.528	1.558	1.577	0.049	15.739
02/11/2015	1.527	1.548	1.561	0.034	15.723
03/11/2015	1.501	1.543	1.565	0.064	15.727
04/11/2015	1.504	1.522	1.543	0.039	15.705
05/11/2015	1.482	1.519	1.533	0.051	15.695
06/11/2015	1.468	1.510	1.541	0.073	15.703
07/11/2015	1.454	1.497	1.518	0.064	15.680
08/11/2015	1.459	1.521	1.586	0.127	15.748
09/11/2015	1.584	1.725	1.787	0.203	15.949
10/11/2015	1.787	1.848	1.890	0.103	16.052
11/11/2015	1.863	1.878	1.891	0.028	16.053
12/11/2015	1.795	1.873	1.913	0.118	16.075
13/11/2015	1.894	1.914	1.928	0.034	16.090
14/11/2015	1.907	1.956	1.995	0.088	16.157
15/11/2015	1.923	1.952	2.013	0.090	16.175
16/11/2015	1.977	2.001	2.037	0.060	16.199
17/11/2015	1.946	1.992	2.021	0.075	16.183
18/11/2015	1.898	1.960	2.010	0.112	16.172
19/11/2015	1.834	1.901	1.931	0.097	16.093
20/11/2015	1.762	1.819	1.852	0.090	16.014
21/11/2015	1.695	1.750	1.779	0.084	15.941
22/11/2015	1.609	1.661	1.695	0.086	15.857
23/11/2015	1.588	1.600	1.613	0.025	15.775
24/11/2015	1.605	1.625	1.645	0.040	15.807
25/11/2015	1.609	1.642	1.673	0.064	15.835
26/11/2015	1.643	1.662	1.686	0.043	15.848
27/11/2015	1.680	1.740	1.775	0.095	15.937
28/11/2015	1.749	1.800	1.843	0.094	16.005
29/11/2015	1.795	1.819	1.850	0.055	16.012
30/11/2015	1.766	1.806	1.837	0.071	15.999
01/12/2015	1.761	1.858	2.007	0.246	16.169
02/12/2015	2.007	2.106	2.158	0.151	16.320
03/12/2015	1.941	2.014	2.069	0.128	16.231
04/12/2015	1.916	2.121	2.502	0.586	16.664
05/12/2015	2.495	2.651	2.720	0.225	16.882
06/12/2015	2.444	2.555	2.654	0.210	16.816

07/12/2015	2.191	2.323	2.457	0.266	16.619
08/12/2015	2.074	2.150	2.209	0.135	16.371
09/12/2015	2.072	2.142	2.216	0.144	16.378
10/12/2015	2.106	2.203	2.247	0.141	16.409
11/12/2015	2.002	2.074	2.130	0.128	16.292
12/12/2015	1.910	1.958	2.002	0.092	16.164
13/12/2015	1.825	1.882	1.919	0.094	16.081
14/12/2015	1.754	1.807	1.836	0.082	15.998
15/12/2015	1.756	1.778	1.795	0.039	15.957
16/12/2015	1.791	1.878	1.920	0.129	16.082
17/12/2015	1.919	1.963	1.998	0.079	16.160
18/12/2015	1.927	1.942	1.963	0.036	16.125
19/12/2015	1.960	2.005	2.044	0.084	16.206
20/12/2015	1.970	2.004	2.024	0.054	16.186
21/12/2015	1.984	2.017	2.051	0.067	16.213
22/12/2015	1.999	2.063	2.102	0.103	16.264
23/12/2015	2.060	2.128	2.297	0.237	16.459
24/12/2015	2.297	2.349	2.376	0.079	16.538
25/12/2015	2.207	2.321	2.386	0.179	16.548
26/12/2015	2.044	2.140	2.221	0.177	16.383
27/12/2015	1.929	2.015	2.058	0.129	16.220
28/12/2015	1.883	1.921	1.945	0.062	16.107
29/12/2015	1.899	1.944	2.082	0.183	16.244
30/12/2015	2.082	2.322	2.428	0.346	16.590
31/12/2015	2.209	2.312	2.403	0.194	16.565
01/01/2016	1.984	2.130	2.209	0.225	16.371
02/01/2016	1.856	1.943	1.984	0.128	16.146
03/01/2016	1.794	1.839	1.861	0.067	16.023
04/01/2016	1.740	1.786	1.814	0.074	15.976
05/01/2016	1.735	1.768	1.797	0.062	15.959
06/01/2016	1.687	1.744	1.780	0.093	15.942
07/01/2016	1.696	1.725	1.746	0.050	15.908
08/01/2016	1.655	1.699	1.718	0.063	15.880
09/01/2016	1.596	1.640	1.660	0.064	15.822
10/01/2016	1.603	1.637	1.661	0.058	15.823
11/01/2016	1.640	1.654	1.666	0.026	15.828
12/01/2016	1.641	1.668	1.685	0.044	15.847

13/01/2016	1.675	1.692	1.710	0.035	15.872
14/01/2016	1.671	1.684	1.698	0.027	15.860
15/01/2016	1.654	1.684	1.700	0.046	15.862
16/01/2016	1.617	1.669	1.690	0.073	15.852
17/01/2016	1.575	1.633	1.663	0.088	15.825
18/01/2016	1.558	1.576	1.588	0.030	15.750
19/01/2016	1.560	1.582	1.603	0.043	15.765
20/01/2016	1.568	1.597	1.612	0.044	15.774
21/01/2016	1.563	1.581	1.626	0.063	15.788
22/01/2016	1.613	1.714	1.786	0.173	15.948
23/01/2016	1.773	1.813	1.838	0.065	16.000
24/01/2016	1.805	1.825	1.840	0.035	16.002
25/01/2016	1.809	1.851	1.883	0.074	16.045
26/01/2016	1.875	2.031	2.103	0.228	16.265
27/01/2016	1.999	2.061	2.098	0.099	16.260
28/01/2016	1.988	2.070	2.363	0.375	16.525
29/01/2016	2.363	2.563	2.617	0.254	16.779
30/01/2016	2.342	2.460	2.560	0.218	16.722
31/01/2016	2.120	2.246	2.342	0.222	16.504
01/02/2016	2.148	2.391	2.486	0.338	16.648
02/02/2016	2.473	2.517	2.562	0.089	16.724
03/02/2016	2.243	2.401	2.484	0.241	16.646
04/02/2016	2.048	2.149	2.243	0.195	16.405
05/02/2016	2.039	2.064	2.094	0.055	16.256
06/02/2016	1.881	1.982	2.040	0.159	16.202
07/02/2016	1.852	1.890	1.923	0.071	16.085
08/02/2016	1.837	1.908	1.946	0.109	16.108
09/02/2016	1.818	1.829	1.841	0.023	16.003
10/02/2016	1.762	1.811	1.837	0.075	15.999
11/02/2016	1.712	1.758	1.778	0.066	15.940
12/02/2016	1.648	1.692	1.713	0.065	15.875
13/02/2016	1.620	1.647	1.657	0.037	15.819
14/02/2016	1.605	1.616	1.635	0.030	15.797
15/02/2016	1.556	1.606	1.645	0.089	15.807
16/02/2016	1.535	1.618	1.724	0.189	15.886
17/02/2016	1.721	1.752	1.794	0.073	15.956
18/02/2016	1.781	1.802	1.824	0.043	15.986

19/02/2016	1.764	1.780	1.795	0.031	15.957
20/02/2016	1.751	1.775	1.792	0.041	15.954
21/02/2016	1.752	1.772	1.788	0.036	15.950
22/02/2016	1.754	1.772	1.787	0.033	15.949
23/02/2016	1.737	1.761	1.785	0.048	15.947
24/02/2016	1.677	1.719	1.742	0.065	15.904
25/02/2016	1.652	1.673	1.685	0.033	15.847
26/02/2016	1.667	1.694	1.721	0.054	15.883
27/02/2016	1.654	1.692	1.721	0.067	15.883
28/02/2016	1.616	1.646	1.667	0.051	15.829
29/02/2016	1.594	1.615	1.628	0.034	15.790
01/03/2016	1.624	1.725	1.775	0.151	15.937
02/03/2016	1.774	1.810	1.832	0.058	15.994
03/03/2016	1.778	1.787	1.804	0.026	15.966
04/03/2016	1.732	1.771	1.795	0.063	15.957
05/03/2016	1.730	1.745	1.759	0.029	15.921
06/03/2016	1.629	1.698	1.744	0.115	15.906
07/03/2016	1.611	1.634	1.653	0.042	15.815
08/03/2016	1.611	1.647	1.667	0.056	15.829
09/03/2016	1.641	1.668	1.693	0.052	15.855
10/03/2016	1.672	1.693	1.712	0.040	15.874
11/03/2016	1.678	1.698	1.717	0.039	15.879
12/03/2016	1.682	1.745	1.786	0.104	15.948
13/03/2016	1.780	1.796	1.818	0.038	15.980
14/03/2016	1.779	1.797	1.813	0.034	15.975
15/03/2016	1.768	1.791	1.807	0.039	15.969
16/03/2016	1.689	1.741	1.785	0.096	15.947
17/03/2016	1.633	1.675	1.700	0.067	15.862
18/03/2016	1.621	1.653	1.673	0.052	15.835
19/03/2016	1.605	1.633	1.658	0.053	15.820
20/03/2016	1.592	1.613	1.645	0.053	15.807
21/03/2016	1.592	1.613	1.629	0.037	15.791
22/03/2016	1.611	1.635	1.651	0.040	15.813
23/03/2016	1.642	1.652	1.662	0.020	15.824
24/03/2016	1.648	1.667	1.681	0.033	15.843
25/03/2016	1.670	1.684	1.708	0.038	15.870
26/03/2016	1.708	1.781	1.851	0.143	16.013

27/03/2016	1.850	1.888	1.908	0.058	16.070
28/03/2016	1.859	1.896	1.928	0.069	16.090
29/03/2016	1.756	1.821	1.859	0.103	16.021
30/03/2016	1.743	1.753	1.774	0.031	15.936
31/03/2016	1.700	1.754	1.782	0.082	15.944
01/04/2016	1.683	1.694	1.735	0.052	15.897
02/04/2016	1.735	1.751	1.764	0.029	15.926
03/04/2016	1.734	1.753	1.777	0.043	15.939
04/04/2016	1.768	1.801	1.817	0.049	15.979
05/04/2016	1.765	1.789	1.803	0.038	15.965
06/04/2016	1.738	1.764	1.783	0.045	15.945
07/04/2016	1.741	1.758	1.780	0.039	15.942
08/04/2016	1.761	1.779	1.789	0.028	15.951
09/04/2016	1.764	1.785	1.802	0.038	15.964
10/04/2016	1.724	1.740	1.773	0.049	15.935
11/04/2016	1.697	1.729	1.759	0.062	15.921
12/04/2016	1.651	1.689	1.716	0.065	15.878
13/04/2016	1.638	1.646	1.660	0.022	15.822
14/04/2016	1.638	1.660	1.690	0.052	15.852
15/04/2016	1.615	1.665	1.689	0.074	15.851
16/04/2016	1.608	1.622	1.634	0.026	15.796
17/04/2016	1.592	1.612	1.624	0.032	15.786
18/04/2016	1.587	1.606	1.617	0.030	15.779
19/04/2016	1.610	1.615	1.622	0.012	15.784
20/04/2016	1.605	1.611	1.616	0.011	15.778
21/04/2016	1.607	1.621	1.629	0.022	15.791
22/04/2016	1.628	1.650	1.668	0.040	15.830
23/04/2016	1.632	1.646	1.655	0.023	15.817
24/04/2016	1.610	1.630	1.646	0.036	15.808
25/04/2016	1.618	1.636	1.659	0.041	15.821
26/04/2016	1.617	1.641	1.667	0.050	15.829
27/04/2016	1.605	1.631	1.658	0.053	15.820
28/04/2016	1.592	1.616	1.633	0.041	15.795
29/04/2016	1.592	1.623	1.647	0.055	15.809
30/04/2016	1.632	1.669	1.703	0.071	15.865
01/05/2016	1.632	1.679	1.752	0.120	15.914
02/05/2016	1.752	1.827	1.864	0.112	16.026

03/05/2016	1.859	1.876	1.899	0.040	16.061
04/05/2016	1.812	1.833	1.873	0.061	16.035
05/05/2016	1.793	1.817	1.847	0.054	16.009
06/05/2016	1.739	1.780	1.809	0.070	15.971
07/05/2016	1.693	1.725	1.754	0.061	15.916
08/05/2016	1.635	1.673	1.694	0.059	15.856
09/05/2016	1.617	1.644	1.670	0.053	15.832
10/05/2016	1.581	1.630	1.655	0.074	15.817
11/05/2016	1.554	1.585	1.602	0.048	15.764
12/05/2016	1.556	1.585	1.610	0.054	15.772
13/05/2016	1.597	1.613	1.624	0.027	15.786
14/05/2016	1.610	1.626	1.647	0.037	15.809
15/05/2016	1.608	1.629	1.648	0.040	15.810
16/05/2016	1.610	1.637	1.663	0.053	15.825
17/05/2016	1.645	1.658	1.674	0.029	15.836
18/05/2016	1.648	1.656	1.663	0.015	15.825
19/05/2016	1.646	1.665	1.692	0.046	15.854
20/05/2016	1.594	1.656	1.685	0.091	15.847
21/05/2016	1.600	1.676	1.738	0.138	15.900
22/05/2016	1.705	1.736	1.759	0.054	15.921
23/05/2016	1.687	1.702	1.713	0.026	15.875
24/05/2016	1.627	1.674	1.703	0.076	15.865
25/05/2016	1.624	1.641	1.651	0.027	15.813
26/05/2016	1.632	1.645	1.660	0.028	15.822
27/05/2016	1.632	1.643	1.649	0.017	15.811
28/05/2016	1.584	1.604	1.634	0.050	15.796
29/05/2016	1.531	1.574	1.592	0.061	15.754
30/05/2016	1.470	1.520	1.547	0.077	15.709
31/05/2016	1.473	1.502	1.531	0.058	15.693
01/06/2016	1.460	1.486	1.504	0.044	15.666
02/06/2016	1.471	1.502	1.527	0.056	15.689
03/06/2016	1.516	1.527	1.540	0.024	15.702
04/06/2016	1.519	1.545	1.558	0.039	15.720
05/06/2016	1.469	1.495	1.520	0.051	15.682
06/06/2016	1.460	1.481	1.509	0.049	15.671
07/06/2016	1.454	1.501	1.537	0.083	15.699
08/06/2016	1.518	1.540	1.576	0.058	15.738

09/06/2016	1.502	1.517	1.529	0.027	15.691
10/06/2016	1.509	1.531	1.553	0.044	15.715
11/06/2016	1.524	1.552	1.573	0.049	15.735
12/06/2016	1.532	1.567	1.599	0.067	15.761
13/06/2016	1.507	1.540	1.562	0.055	15.724
14/06/2016	1.510	1.521	1.542	0.032	15.704
15/06/2016	1.528	1.568	1.597	0.069	15.759
16/06/2016	1.596	1.622	1.640	0.044	15.802
17/06/2016	1.591	1.613	1.623	0.032	15.785
18/06/2016	1.555	1.598	1.624	0.069	15.786
19/06/2016	1.480	1.529	1.564	0.084	15.726
20/06/2016	1.487	1.506	1.515	0.028	15.677
21/06/2016	1.474	1.494	1.510	0.036	15.672
22/06/2016	1.478	1.504	1.515	0.037	15.677
23/06/2016	1.507	1.522	1.537	0.030	15.699
24/06/2016	1.537	1.563	1.586	0.049	15.748
25/06/2016	1.582	1.592	1.598	0.016	15.760
26/06/2016	1.560	1.587	1.605	0.045	15.767
27/06/2016	1.550	1.558	1.567	0.017	15.729
28/06/2016	1.543	1.557	1.574	0.031	15.736
29/06/2016	1.566	1.575	1.583	0.017	15.745
30/06/2016	1.567	1.582	1.591	0.024	15.753
01/07/2016	1.581	1.611	1.628	0.047	15.790
02/07/2016	1.616	1.643	1.662	0.046	15.824
03/07/2016	1.647	1.656	1.664	0.017	15.826
04/07/2016	1.644	1.655	1.664	0.020	15.826
05/07/2016	1.651	1.656	1.661	0.010	15.823
06/07/2016	1.649	1.656	1.666	0.017	15.828
07/07/2016	1.656	1.669	1.679	0.023	15.841
08/07/2016	1.672	1.680	1.689	0.017	15.851
09/07/2016	1.668	1.684	1.699	0.031	15.861
10/07/2016	1.689	1.701	1.711	0.022	15.873
11/07/2016	1.702	1.709	1.716	0.014	15.878
12/07/2016	1.685	1.707	1.722	0.037	15.884
13/07/2016	1.637	1.661	1.686	0.049	15.848
14/07/2016	1.637	1.653	1.681	0.044	15.843
15/07/2016	1.654	1.692	1.710	0.056	15.872

16/07/2016	1.667	1.686	1.699	0.032	15.861
17/07/2016	1.658	1.674	1.684	0.026	15.846
18/07/2016	1.661	1.686	1.708	0.047	15.870
19/07/2016	1.692	1.716	1.730	0.038	15.892
20/07/2016	1.713	1.770	1.794	0.081	15.956
21/07/2016	1.752	1.769	1.784	0.032	15.946
22/07/2016	1.716	1.747	1.763	0.047	15.925
23/07/2016	1.699	1.716	1.727	0.028	15.889
24/07/2016	1.684	1.700	1.711	0.027	15.873
25/07/2016	1.620	1.657	1.688	0.068	15.850
26/07/2016	1.548	1.588	1.621	0.073	15.783
27/07/2016	1.513	1.544	1.561	0.048	15.723
28/07/2016	1.476	1.495	1.515	0.039	15.677
29/07/2016	1.480	1.500	1.511	0.031	15.673
30/07/2016	1.480	1.493	1.504	0.024	15.666
31/07/2016	1.423	1.473	1.498	0.075	15.660
01/08/2016	1.425	1.485	1.522	0.097	15.684
02/08/2016	1.451	1.467	1.485	0.034	15.647
03/08/2016	1.454	1.472	1.493	0.039	15.655
04/08/2016	1.471	1.522	1.554	0.083	15.716
05/08/2016	1.535	1.576	1.593	0.058	15.755
06/08/2016	1.566	1.610	1.649	0.083	15.811
07/08/2016	1.565	1.637	1.699	0.134	15.861
08/08/2016	1.698	1.739	1.768	0.070	15.930
09/08/2016	1.728	1.758	1.782	0.054	15.944
10/08/2016	1.719	1.739	1.750	0.031	15.912
11/08/2016	1.729	1.745	1.759	0.030	15.921
12/08/2016	1.718	1.740	1.753	0.035	15.915
13/08/2016	1.713	1.734	1.774	0.061	15.936
14/08/2016	1.648	1.710	1.742	0.094	15.904
15/08/2016	1.617	1.635	1.648	0.031	15.810
16/08/2016	1.591	1.609	1.623	0.032	15.785
17/08/2016	1.554	1.577	1.592	0.038	15.754
18/08/2016	1.505	1.536	1.554	0.049	15.716
19/08/2016	1.486	1.499	1.513	0.027	15.675
20/08/2016	1.459	1.485	1.499	0.040	15.661
21/08/2016	1.459	1.488	1.518	0.059	15.680

22/08/2016	1.439	1.467	1.484	0.045	15.646
23/08/2016	1.442	1.455	1.471	0.029	15.633
24/08/2016	1.452	1.500	1.553	0.101	15.715
25/08/2016	1.481	1.527	1.560	0.079	15.722
26/08/2016	1.493	1.518	1.533	0.040	15.695
27/08/2016	1.477	1.497	1.517	0.040	15.679
28/08/2016	1.468	1.487	1.505	0.037	15.667
29/08/2016	1.468	1.482	1.497	0.029	15.659
30/08/2016	1.486	1.495	1.503	0.017	15.665
31/08/2016	1.491	1.504	1.518	0.027	15.680
01/09/2016	1.511	1.521	1.537	0.026	15.699
02/09/2016	1.525	1.550	1.575	0.050	15.737
03/09/2016	1.572	1.606	1.629	0.057	15.791
04/09/2016	1.593	1.641	1.674	0.081	15.836
05/09/2016	1.564	1.617	1.645	0.081	15.807
06/09/2016	1.542	1.565	1.576	0.034	15.738
07/09/2016	1.557	1.598	1.640	0.083	15.802
08/09/2016	1.589	1.610	1.627	0.038	15.789
09/09/2016	1.593	1.615	1.634	0.041	15.796
10/09/2016	1.627	1.659	1.685	0.058	15.847
11/09/2016	1.612	1.634	1.686	0.074	15.848
12/09/2016	1.624	1.663	1.692	0.068	15.854
13/09/2016	1.678	1.731	1.769	0.091	15.931
14/09/2016	1.655	1.690	1.720	0.065	15.882
15/09/2016	1.657	1.694	1.733	0.076	15.895
16/09/2016	1.619	1.666	1.694	0.075	15.856
17/09/2016	1.578	1.612	1.633	0.055	15.795
18/09/2016	1.511	1.560	1.596	0.085	15.758
19/09/2016	1.499	1.536	1.565	0.066	15.727
20/09/2016	1.545	1.569	1.599	0.054	15.761
21/09/2016	1.545	1.574	1.601	0.056	15.763
22/09/2016	1.539	1.570	1.629	0.090	15.791
23/09/2016	1.626	1.641	1.656	0.030	15.818
24/09/2016	1.652	1.687	1.715	0.063	15.877
25/09/2016	1.700	1.719	1.730	0.030	15.892
26/09/2016	1.724	1.741	1.758	0.034	15.920
27/09/2016	1.682	1.705	1.741	0.059	15.903

28/09/2016	1.689	1.725	1.768	0.079	15.930
29/09/2016	1.762	1.897	1.947	0.185	16.109
30/09/2016	1.838	1.896	1.940	0.102	16.102
01/10/2016	1.754	1.826	1.861	0.107	16.023
02/10/2016	1.689	1.735	1.758	0.069	15.920
03/10/2016	1.605	1.643	1.690	0.085	15.852
04/10/2016	1.559	1.573	1.609	0.050	15.771
05/10/2016	1.532	1.546	1.564	0.032	15.726
06/10/2016	1.523	1.554	1.587	0.064	15.749
07/10/2016	1.554	1.598	1.625	0.071	15.787
08/10/2016	1.500	1.537	1.563	0.063	15.725
09/10/2016	1.420	1.471	1.501	0.081	15.663
10/10/2016	1.434	1.457	1.477	0.043	15.639
11/10/2016	1.467	1.485	1.513	0.046	15.675
12/10/2016	1.475	1.496	1.520	0.045	15.682
13/10/2016	1.477	1.492	1.512	0.035	15.674
14/10/2016	1.475	1.544	1.574	0.099	15.736
15/10/2016	1.541	1.579	1.616	0.075	15.778
16/10/2016	1.471	1.511	1.541	0.070	15.703
17/10/2016	1.471	1.512	1.547	0.076	15.709
18/10/2016	1.533	1.563	1.584	0.051	15.746
19/10/2016	1.561	1.585	1.609	0.048	15.771
20/10/2016	1.567	1.598	1.626	0.059	15.788
21/10/2016	1.577	1.588	1.598	0.021	15.760
22/10/2016	1.583	1.611	1.629	0.046	15.791
23/10/2016	1.566	1.598	1.612	0.046	15.774
24/10/2016	1.566	1.604	1.641	0.075	15.803
25/10/2016	1.569	1.592	1.619	0.050	15.781
26/10/2016	1.525	1.566	1.586	0.061	15.748
27/10/2016	1.470	1.508	1.542	0.072	15.704
28/10/2016	1.481	1.519	1.548	0.067	15.710
29/10/2016	1.526	1.535	1.545	0.019	15.707
30/10/2016	1.518	1.530	1.540	0.022	15.702
31/10/2016	1.529	1.573	1.608	0.079	15.770
01/11/2016	1.569	1.587	1.597	0.028	15.759
02/11/2016	1.569	1.590	1.605	0.036	15.767
03/11/2016	1.597	1.621	1.648	0.051	15.810

04/11/2016	1.594	1.607	1.621	0.027	15.783
05/11/2016	1.565	1.589	1.611	0.046	15.773
06/11/2016	1.517	1.539	1.565	0.048	15.727
07/11/2016	1.503	1.520	1.543	0.040	15.705
08/11/2016	1.523	1.580	1.625	0.102	15.787
09/11/2016	1.539	1.562	1.584	0.045	15.746
10/11/2016	1.540	1.564	1.590	0.050	15.752
11/11/2016	1.575	1.591	1.611	0.036	15.773
12/11/2016	1.608	1.639	1.656	0.048	15.818
13/11/2016	1.598	1.654	1.695	0.097	15.857
14/11/2016	1.602	1.640	1.678	0.076	15.840
15/11/2016	1.644	1.685	1.720	0.076	15.882
16/11/2016	1.689	1.715	1.739	0.050	15.901
17/11/2016	1.734	1.766	1.796	0.062	15.958
18/11/2016	1.696	1.736	1.766	0.070	15.928
19/11/2016	1.632	1.677	1.700	0.068	15.862
20/11/2016	1.572	1.631	1.661	0.089	15.823
21/11/2016	1.516	1.560	1.580	0.064	15.742
22/11/2016	1.520	1.536	1.559	0.039	15.721
23/11/2016	1.513	1.530	1.552	0.039	15.714
24/11/2016	1.522	1.560	1.595	0.073	15.757
25/11/2016	1.518	1.543	1.565	0.047	15.727
26/11/2016	1.507	1.547	1.583	0.076	15.745
27/11/2016	1.506	1.531	1.552	0.046	15.714
28/11/2016	1.523	1.561	1.591	0.068	15.753
29/11/2016	1.583	1.603	1.624	0.041	15.786
30/11/2016	1.532	1.575	1.597	0.065	15.759
01/12/2016	1.533	1.550	1.570	0.037	15.732
02/12/2016	1.541	1.577	1.593	0.052	15.755
03/12/2016	1.471	1.518	1.544	0.073	15.706
04/12/2016	1.442	1.463	1.473	0.031	15.635
05/12/2016	1.439	1.473	1.498	0.059	15.660
06/12/2016	1.495	1.535	1.569	0.074	15.731
07/12/2016	1.518	1.564	1.600	0.082	15.762
08/12/2016	1.592	1.627	1.657	0.065	15.819
09/12/2016	1.652	1.692	1.721	0.069	15.883
10/12/2016	1.609	1.676	1.705	0.096	15.867

11/12/2016	1.605	1.641	1.675	0.070	15.837
12/12/2016	1.620	1.652	1.682	0.062	15.844
13/12/2016	1.544	1.609	1.635	0.091	15.797
14/12/2016	1.535	1.547	1.559	0.024	15.721
15/12/2016	1.524	1.536	1.544	0.020	15.706
16/12/2016	1.523	1.554	1.580	0.057	15.742
17/12/2016	1.557	1.584	1.613	0.056	15.775
18/12/2016	1.556	1.581	1.613	0.057	15.775
19/12/2016	1.556	1.572	1.588	0.032	15.750
20/12/2016	1.572	1.599	1.629	0.057	15.791
21/12/2016	1.601	1.679	1.726	0.125	15.888
22/12/2016	1.674	1.732	1.773	0.099	15.935
23/12/2016	1.719	1.834	1.905	0.186	16.067
24/12/2016	1.850	1.877	1.903	0.053	16.065
25/12/2016	1.871	1.979	2.039	0.168	16.201
26/12/2016	1.905	1.944	1.973	0.068	16.135
27/12/2016	1.864	1.916	1.956	0.092	16.118
28/12/2016	1.791	1.841	1.874	0.083	16.036
29/12/2016	1.772	1.804	1.831	0.059	15.993
30/12/2016	1.780	1.860	1.975	0.195	16.137
31/12/2016	1.975	2.117	2.177	0.202	16.339
01/01/2017	1.967	2.045	2.116	0.149	16.278
02/01/2017	1.836	1.912	1.967	0.131	16.129
03/01/2017	1.739	1.784	1.837	0.098	15.999
04/01/2017	1.712	1.741	1.753	0.041	15.915
05/01/2017	1.736	1.747	1.762	0.026	15.924
06/01/2017	1.736	1.767	1.792	0.056	15.954
07/01/2017	1.701	1.745	1.774	0.073	15.936
08/01/2017	1.660	1.693	1.720	0.060	15.882
09/01/2017	1.670	1.714	1.739	0.069	15.901
10/01/2017	1.732	1.779	1.827	0.095	15.989
11/01/2017	1.766	1.796	1.828	0.062	15.990
12/01/2017	1.786	1.830	1.866	0.080	16.028
13/01/2017	1.760	1.802	1.826	0.066	15.988
14/01/2017	1.721	1.750	1.766	0.045	15.928
15/01/2017	1.723	1.788	1.834	0.111	15.996
16/01/2017	1.811	1.844	1.881	0.070	16.043

17/01/2017	1.773	1.824	1.851	0.078	16.013
18/01/2017	1.738	1.764	1.781	0.043	15.943
19/01/2017	1.705	1.738	1.757	0.052	15.919
20/01/2017	1.629	1.695	1.723	0.094	15.885
21/01/2017	1.610	1.648	1.674	0.064	15.836
22/01/2017	1.550	1.589	1.615	0.065	15.777
23/01/2017	1.543	1.571	1.608	0.065	15.770
24/01/2017	1.481	1.537	1.576	0.095	15.738
25/01/2017	1.474	1.489	1.508	0.034	15.670
26/01/2017	1.474	1.508	1.528	0.054	15.690
27/01/2017	1.495	1.518	1.545	0.050	15.707
28/01/2017	1.490	1.512	1.534	0.044	15.696
29/01/2017	1.482	1.506	1.530	0.048	15.692
30/01/2017	1.466	1.491	1.511	0.045	15.673
31/01/2017	1.455	1.494	1.527	0.072	15.689
01/02/2017	1.474	1.496	1.513	0.039	15.675
02/02/2017	1.463	1.482	1.504	0.041	15.666
03/02/2017	1.470	1.508	1.541	0.071	15.703
04/02/2017	1.524	1.577	1.609	0.085	15.771
05/02/2017	1.592	1.622	1.643	0.051	15.805
06/02/2017	1.613	1.631	1.645	0.032	15.807
07/02/2017	1.595	1.623	1.652	0.057	15.814
08/02/2017	1.566	1.602	1.625	0.059	15.787
09/02/2017	1.539	1.580	1.614	0.075	15.776
10/02/2017	1.526	1.571	1.591	0.065	15.753
11/02/2017	1.513	1.536	1.545	0.032	15.707
12/02/2017	1.473	1.507	1.529	0.056	15.691
13/02/2017	1.450	1.470	1.488	0.038	15.650
14/02/2017	1.451	1.473	1.494	0.043	15.656
15/02/2017	1.456	1.474	1.489	0.033	15.651
16/02/2017	1.466	1.516	1.555	0.089	15.717
17/02/2017	1.555	1.583	1.614	0.059	15.776
18/02/2017	1.591	1.624	1.663	0.072	15.825
19/02/2017	1.616	1.696	1.747	0.131	15.909
20/02/2017	1.653	1.663	1.676	0.023	15.838
21/02/2017	1.676	1.715	1.742	0.066	15.904
22/02/2017	1.719	1.751	1.779	0.060	15.941

01/04/2017	1.670	1.691	1.708	0.038	15.870	01/04/2017	1.658	1.683	1.708	0.012	0.008	0.000
02/04/2017	1.673	1.714	1.748	0.075	15.910	02/04/2017	1.670	1.704	1.748	0.003	0.010	0.000
										-	-	-
03/04/2017	1.643	1.682	1.708	0.065	15.870	03/04/2017	1.679	1.700	1.735	0.036	0.018	0.027
										-	-	-
04/04/2017	1.575	1.631	1.660	0.085	15.822	04/04/2017	1.639	1.655	1.680	0.064	0.024	0.020
										-	-	-
05/04/2017	1.575	1.588	1.599	0.024	15.761	05/04/2017	1.575	1.593	1.638	0.000	0.005	0.039
06/04/2017	1.577	1.586	1.599	0.022	15.761	06/04/2017	1.575	1.584	1.599	0.002	0.002	0.000
										-	-	-
07/04/2017	1.583	1.593	1.600	0.017	15.762	07/04/2017	1.585	1.594	1.600	0.002	0.001	0.000
08/04/2017	1.589	1.606	1.626	0.037	15.788	08/04/2017	1.583	1.596	1.611	0.006	0.010	0.015
										-	-	-
09/04/2017	1.558	1.589	1.634	0.076	15.796	09/04/2017	1.581	1.608	1.634	0.023	0.019	0.000
										-	-	-
10/04/2017	1.547	1.559	1.569	0.022	15.731	10/04/2017	1.553	1.563	1.580	0.006	0.004	0.011
										-	-	-
11/04/2017	1.508	1.538	1.568	0.060	15.730	11/04/2017	1.508	1.541	1.569	0.000	0.003	0.001
12/04/2017	1.560	1.594	1.620	0.060	15.782	12/04/2017	1.527	1.567	1.615	0.033	0.027	0.005
13/04/2017	1.613	1.648	1.682	0.069	15.844	13/04/2017	1.607	1.639	1.682	0.006	0.009	0.000
14/04/2017	1.613	1.645	1.678	0.065	15.840	14/04/2017	1.613	1.644	1.678	0.000	0.001	0.000
										-	-	-
15/04/2017	1.578	1.600	1.624	0.046	15.786	15/04/2017	1.578	1.616	1.673	0.000	0.016	0.049
										-	-	-
16/04/2017	1.551	1.591	1.615	0.064	15.777	16/04/2017	1.578	1.597	1.614	0.027	0.006	0.001
17/04/2017	1.556	1.608	1.643	0.087	15.805	17/04/2017	1.551	1.596	1.643	0.005	0.012	0.000
										-	-	-
18/04/2017	1.581	1.592	1.602	0.021	15.764	18/04/2017	1.581	1.595	1.638	0.000	0.003	0.036
19/04/2017	1.585	1.599	1.607	0.022	15.769	19/04/2017	1.585	1.597	1.607	0.000	0.002	0.000
										-	-	-
20/04/2017	1.566	1.590	1.599	0.033	15.761	20/04/2017	1.585	1.596	1.607	0.019	0.006	0.008
										-	-	-
21/04/2017	1.547	1.561	1.574	0.027	15.736	21/04/2017	1.550	1.572	1.598	0.003	0.011	0.024
										-	-	-
22/04/2017	1.534	1.550	1.568	0.034	15.730	22/04/2017	1.541	1.553	1.569	0.007	0.003	0.001
										-	-	-
23/04/2017	1.519	1.530	1.542	0.023	15.704	23/04/2017	1.519	1.537	1.566	0.000	0.007	0.024
24/04/2017	1.510	1.536	1.555	0.045	15.717	24/04/2017	1.510	1.533	1.555	0.000	0.003	0.000
25/04/2017	1.505	1.537	1.557	0.052	15.719	25/04/2017	1.505	1.533	1.555	0.000	0.004	0.002

26/04/2017	1.548	1.570	1.587	0.039	15.749	26/04/2017	1.527	1.560	1.586	0.021	0.010	0.001
27/04/2017	1.557	1.576	1.600	0.043	15.762	27/04/2017	1.548	1.571	1.600	0.009	0.005	0.000
28/04/2017	1.586	1.613	1.641	0.055	15.803	28/04/2017	1.564	1.597	1.641	0.022	0.016	0.000
29/04/2017	1.594	1.613	1.630	0.036	15.792	29/04/2017	1.594	1.611	1.639	0.000	0.002	0.009
30/04/2017	1.574	1.591	1.612	0.038	15.774	30/04/2017	1.585	1.607	1.630	-	-	-
01/05/2017	1.542	1.568	1.597	0.055	15.759	01/05/2017	1.562	1.577	1.597	0.011	0.016	0.018
02/05/2017	1.543	1.566	1.579	0.036	15.741	02/05/2017	1.542	1.565	1.579	-	-	-
03/05/2017	1.548	1.559	1.570	0.022	15.732	03/05/2017	1.543	1.559	1.577	0.020	0.009	0.000
04/05/2017	1.535	1.557	1.578	0.043	15.740	04/05/2017	1.562	1.577	1.597	0.001	0.001	0.000
05/05/2017	1.537	1.558	1.574	0.037	15.736	05/05/2017	1.542	1.565	1.579	-	-	-
06/05/2017	1.540	1.578	1.600	0.060	15.762	06/05/2017	1.538	1.563	1.598	0.005	0.000	0.007
07/05/2017	1.525	1.558	1.581	0.056	15.743	07/05/2017	1.549	1.576	1.600	-	-	-
08/05/2017	1.527	1.564	1.601	0.074	15.763	08/05/2017	1.535	1.559	1.578	0.000	0.002	0.000
09/05/2017	1.574	1.607	1.626	0.052	15.788	09/05/2017	1.535	1.557	1.573	0.002	0.001	0.001
10/05/2017	1.584	1.594	1.607	0.023	15.769	10/05/2017	1.538	1.563	1.598	0.002	0.015	0.002
11/05/2017	1.596	1.616	1.642	0.046	15.804	11/05/2017	1.549	1.576	1.600	-	-	-
12/05/2017	1.587	1.618	1.634	0.047	15.796	12/05/2017	1.525	1.551	1.601	0.024	0.018	0.019
13/05/2017	1.546	1.581	1.611	0.065	15.773	13/05/2017	1.525	1.551	1.601	0.002	0.013	0.000
14/05/2017	1.490	1.526	1.554	0.064	15.716	14/05/2017	1.562	1.595	1.625	0.012	0.012	0.001
15/05/2017	1.410	1.473	1.508	0.098	15.670	15/05/2017	1.584	1.596	1.624	-	-	-
16/05/2017	1.390	1.416	1.434	0.044	15.596	16/05/2017	1.584	1.596	1.624	0.000	0.002	0.017
17/05/2017	1.411	1.469	1.504	0.093	15.666	17/05/2017	1.595	1.610	1.642	0.001	0.006	0.000
18/05/2017	1.441	1.456	1.465	0.024	15.627	18/05/2017	1.596	1.619	1.634	-	-	-
19/05/2017	1.444	1.459	1.475	0.031	15.637	19/05/2017	1.596	1.619	1.634	0.009	0.001	0.000
20/05/2017	1.448	1.465	1.474	0.026	15.636	20/05/2017	1.573	1.599	1.634	-	-	-
										0.027	0.018	0.023
										-	-	-
										0.029	0.020	0.034
										-	-	-
										0.074	0.029	0.029
										-	-	-
										0.020	0.011	0.043
										0.021	0.022	0.000
										-	-	-
										0.011	0.005	0.018
										0.003	0.001	0.000
										0.004	0.004	0.000

21/05/2017	1.402	1.434	1.458	0.056	15.620	21/05/2017	1.432	1.450	1.474	0.030	0.016	0.016
22/05/2017	1.417	1.440	1.463	0.046	15.625	22/05/2017	1.402	1.425	1.449	0.015	0.015	0.014
23/05/2017	1.454	1.483	1.514	0.060	15.676	23/05/2017	1.446	1.466	1.497	0.008	0.017	0.017
24/05/2017	1.508	1.534	1.563	0.055	15.725	24/05/2017	1.484	1.503	1.517	0.024	0.031	0.046
25/05/2017	1.559	1.579	1.600	0.041	15.762							
26/05/2017	1.571	1.589	1.608	0.037	15.770							
27/05/2017	1.556	1.604	1.631	0.075	15.793	27/05/2017	1.604	1.611	1.621	0.048	0.007	0.010
28/05/2017	1.556	1.578	1.593	0.037	15.755	28/05/2017	1.556	1.581	1.618	0.000	0.003	0.025
29/05/2017	1.564	1.598	1.620	0.056	15.782	29/05/2017	1.560	1.593	1.620	0.004	0.005	0.000
30/05/2017	1.525	1.546	1.576	0.051	15.738	30/05/2017	1.533	1.568	1.614	0.008	0.022	0.038
31/05/2017	1.506	1.524	1.529	0.023	15.691	31/05/2017	1.524	1.528	1.538	0.018	0.004	0.009
01/06/2017	1.485	1.505	1.515	0.030	15.677	01/06/2017	1.500	1.510	1.529	0.015	0.005	0.014
02/06/2017	1.495	1.505	1.512	0.017	15.674	02/06/2017	1.485	1.505	1.515	0.010	0.000	0.003
03/06/2017	1.494	1.509	1.533	0.039	15.695	03/06/2017	1.494	1.505	1.532	0.000	0.004	0.001
04/06/2017	1.498	1.519	1.533	0.035	15.695	04/06/2017	1.498	1.516	1.533	0.000	0.003	0.000
05/06/2017	1.508	1.517	1.542	0.034	15.704	05/06/2017	1.507	1.515	1.530	0.001	0.002	0.012
06/06/2017	1.542	1.674	1.754	0.212	15.916	06/06/2017	1.508	1.587	1.720	0.034	0.087	0.034
07/06/2017	1.738	1.765	1.780	0.042	15.942	07/06/2017	1.730	1.757	1.780	0.008	0.008	0.000
08/06/2017	1.731	1.746	1.768	0.037	15.930	08/06/2017	1.731	1.748	1.778	0.000	0.002	0.010
09/06/2017	1.768	1.802	1.826	0.058	15.988	09/06/2017	1.748	1.783	1.826	0.020	0.019	0.000
10/06/2017	1.687	1.755	1.785	0.098	15.947	10/06/2017	1.765	1.786	1.821	0.078	0.031	0.036
11/06/2017	1.652	1.680	1.706	0.054	15.868	11/06/2017	1.679	1.701	1.772	0.027	0.021	0.066
12/06/2017	1.656	1.685	1.713	0.057	15.875	12/06/2017	1.652	1.672	1.713	0.004	0.013	0.000
13/06/2017	1.684	1.695	1.713	0.029	15.875	13/06/2017	1.686	1.697	1.713	0.002	0.002	0.000
14/06/2017	1.653	1.689	1.710	0.057	15.872	14/06/2017	1.684	1.695	1.710	0.031	0.006	0.000
15/06/2017	1.673	1.701	1.722	0.049	15.884	15/06/2017	1.653	1.693	1.722	0.020	0.008	0.000

16/06/2017	1.671	1.705	1.725	0.054	15.887	16/06/2017	1.673	1.706	1.725	0.002	0.001	0.000
17/06/2017	1.653	1.670	1.693	0.040	15.855	17/06/2017	1.654	1.679	1.717	0.001	0.009	0.024
18/06/2017	1.647	1.679	1.718	0.071	15.880	18/06/2017	1.653	1.674	1.706	0.006	0.005	0.012
19/06/2017	1.675	1.719	1.757	0.082	15.919	19/06/2017	1.647	1.708	1.757	0.028	0.011	0.000
20/06/2017	1.631	1.661	1.682	0.051	15.844	20/06/2017	1.662	1.684	1.746	0.031	0.023	0.064
21/06/2017	1.639	1.665	1.707	0.068	15.869	21/06/2017	1.631	1.657	1.707	0.008	0.008	0.000
22/06/2017	1.562	1.623	1.650	0.088	15.812	22/06/2017	1.635	1.650	1.689	0.073	0.027	0.039
23/06/2017	1.510	1.542	1.563	0.053	15.725	23/06/2017	1.540	1.567	1.638	0.030	0.025	0.075
24/06/2017	1.499	1.516	1.529	0.030	15.691	24/06/2017	1.507	1.522	1.540	0.008	0.006	0.011
25/06/2017	1.496	1.506	1.515	0.019	15.677	25/06/2017	1.499	1.510	1.525	0.003	0.004	0.010
26/06/2017	1.490	1.518	1.540	0.050	15.702	26/06/2017	1.490	1.505	1.534	0.000	0.013	0.006
27/06/2017	1.528	1.559	1.591	0.063	15.753	27/06/2017	1.522	1.532	1.540	0.006	0.027	0.051
28/06/2017	1.558	1.594	1.626	0.068	15.788	28/06/2017	1.547	1.590	1.626	0.011	0.004	0.000
29/06/2017	1.556	1.599	1.672	0.116	15.834	29/06/2017	1.556	1.579	1.619	0.000	0.020	0.053
30/06/2017	1.672	1.744	1.777	0.105	15.939	30/06/2017	1.618	1.688	1.770	0.054	0.056	0.007
01/07/2017	1.696	1.746	1.773	0.077	15.935	01/07/2017	1.747	1.766	1.777	0.051	0.020	0.004
02/07/2017	1.667	1.680	1.700	0.033	15.862	02/07/2017	1.677	1.699	1.750	0.010	0.019	0.050
03/07/2017	1.598	1.643	1.671	0.073	15.833	03/07/2017	1.651	1.666	1.683	0.053	0.023	0.012
04/07/2017	1.543	1.578	1.606	0.063	15.768	04/07/2017	1.586	1.601	1.644	0.043	0.023	0.038
05/07/2017	1.492	1.546	1.589	0.097	15.751	05/07/2017	1.543	1.561	1.589	0.051	0.015	0.000
06/07/2017	1.474	1.496	1.516	0.042	15.678	06/07/2017	1.487	1.507	1.560	0.013	0.011	0.044
07/07/2017	1.444	1.476	1.496	0.052	15.658	07/07/2017	1.474	1.489	1.514	0.030	0.013	0.018
08/07/2017	1.441	1.457	1.471	0.030	15.633	08/07/2017	1.441	1.457	1.480	0.000	0.000	0.009
09/07/2017	1.459	1.474	1.493	0.034	15.655	09/07/2017	1.451	1.464	1.481	0.008	0.010	0.012

10/07/2017	1.493	1.520	1.543	0.050	15.705	10/07/2017	1.478	1.506	1.543	0.015	0.014	0.000
												-
11/07/2017	1.505	1.524	1.533	0.028	15.695	11/07/2017	1.502	1.518	1.537	0.003	0.006	0.004
12/07/2017	1.518	1.537	1.558	0.040	15.720	12/07/2017	1.518	1.530	1.547	0.000	0.007	0.011
13/07/2017	1.549	1.571	1.595	0.046	15.757	13/07/2017	1.542	1.563	1.595	0.007	0.008	0.000
14/07/2017	1.552	1.586	1.603	0.051	15.765	14/07/2017	1.549	1.583	1.603	0.003	0.003	0.000
												-
15/07/2017	1.541	1.573	1.595	0.054	15.757	15/07/2017	1.541	1.569	1.601	0.000	0.004	0.006
												-
16/07/2017	1.530	1.569	1.596	0.066	15.758	16/07/2017	1.569	1.582	1.596	0.039	0.013	0.000
												-
17/07/2017	1.528	1.555	1.570	0.042	15.732	17/07/2017	1.528	1.548	1.573	0.000	0.007	0.003
												-
18/07/2017	1.502	1.555	1.577	0.075	15.739	18/07/2017	1.555	1.565	1.577	0.053	0.010	0.000
19/07/2017	1.496	1.538	1.581	0.085	15.743	19/07/2017	1.496	1.526	1.571	0.000	0.012	0.010
20/07/2017	1.575	1.583	1.592	0.017	15.754	20/07/2017	1.556	1.576	1.591	0.019	0.007	0.001
												-
21/07/2017	1.520	1.555	1.579	0.059	15.741	21/07/2017	1.557	1.573	1.592	0.037	0.018	0.013
												-
22/07/2017	1.505	1.530	1.546	0.041	15.708	22/07/2017	1.520	1.533	1.557	0.015	0.003	0.011
												-
23/07/2017	1.464	1.497	1.518	0.054	15.680	23/07/2017	1.501	1.517	1.543	0.037	0.020	0.025
												-
24/07/2017	1.438	1.471	1.489	0.051	15.651	24/07/2017	1.464	1.480	1.501	0.026	0.009	0.012
25/07/2017	1.456	1.487	1.499	0.043	15.661	25/07/2017	1.438	1.473	1.499	0.018	0.014	0.000
												-
26/07/2017	1.446	1.484	1.511	0.065	15.673	26/07/2017	1.466	1.491	1.511	0.020	0.007	0.000
27/07/2017	1.468	1.519	1.558	0.090	15.720	27/07/2017	1.446	1.498	1.557	0.022	0.021	0.001
28/07/2017	1.502	1.553	1.591	0.089	15.753	28/07/2017	1.496	1.535	1.589	0.006	0.018	0.002
29/07/2017	1.524	1.572	1.618	0.094	15.780	29/07/2017	1.524	1.552	1.605	0.000	0.020	0.013
												-
30/07/2017	1.577	1.600	1.632	0.055	15.794	30/07/2017	1.577	1.601	1.631	0.000	0.001	0.001
												-
31/07/2017	1.584	1.598	1.611	0.027	15.773	31/07/2017	1.582	1.600	1.628	0.002	0.002	0.017
01/08/2017	1.610	1.625	1.643	0.033	15.805	01/08/2017	1.584	1.611	1.635	0.026	0.014	0.008
02/08/2017	1.621	1.646	1.662	0.041	15.824	02/08/2017	1.620	1.639	1.662	0.001	0.007	0.000
03/08/2017	1.653	1.686	1.722	0.069	15.884	03/08/2017	1.641	1.671	1.719	0.012	0.015	0.003
04/08/2017	1.649	1.696	1.743	0.094	15.905	04/08/2017	1.649	1.683	1.743	0.000	0.013	0.000

05/08/2017	1.678	1.709	1.726	0.048	15.888	05/08/2017	1.690	1.714	1.741	0.012	0.005	0.015
06/08/2017	1.590	1.646	1.682	0.092	15.844	06/08/2017	1.678	1.700	1.723	0.088	0.054	0.041
07/08/2017	1.598	1.614	1.628	0.030	15.790	07/08/2017	1.590	1.618	1.649	0.008	0.004	0.021
08/08/2017	1.590	1.602	1.611	0.021	15.773	08/08/2017	1.590	1.602	1.617	0.000	0.000	0.006
09/08/2017	1.563	1.586	1.604	0.041	15.766	09/08/2017	1.581	1.597	1.610	0.018	0.011	0.006
10/08/2017	1.495	1.554	1.596	0.101	15.758	10/08/2017	1.550	1.570	1.596	0.055	0.016	0.000
11/08/2017	1.479	1.501	1.515	0.036	15.677	11/08/2017	1.479	1.510	1.580	0.000	0.009	0.065
12/08/2017	1.483	1.507	1.528	0.045	15.690	12/08/2017	1.501	1.510	1.528	0.018	0.003	0.000
13/08/2017	1.480	1.500	1.522	0.042	15.684	13/08/2017	1.480	1.500	1.522	0.000	0.000	0.000
14/08/2017	1.468	1.503	1.534	0.066	15.696	14/08/2017	1.468	1.491	1.522	0.000	0.012	0.012
15/08/2017	1.522	1.544	1.570	0.048	15.732	15/08/2017	1.516	1.532	1.561	0.006	0.012	0.009
16/08/2017	1.561	1.586	1.660	0.099	15.822	16/08/2017	1.542	1.564	1.587	0.019	0.022	0.073
17/08/2017	1.658	1.679	1.706	0.048	15.868	17/08/2017	1.581	1.650	1.699	0.077	0.029	0.007
18/08/2017	1.679	1.728	1.778	0.099	15.940	18/08/2017	1.669	1.711	1.778	0.010	0.017	0.000
19/08/2017	1.672	1.688	1.712	0.040	15.874	19/08/2017	1.682	1.703	1.764	0.010	0.015	0.052
20/08/2017	1.712	1.757	1.787	0.075	15.949	20/08/2017	1.672	1.734	1.787	0.040	0.023	0.000
21/08/2017	1.724	1.755	1.776	0.052	15.938	21/08/2017	1.724	1.744	1.782	0.000	0.011	0.006
22/08/2017	1.764	1.800	1.822	0.058	15.984	22/08/2017	1.766	1.794	1.822	0.002	0.006	0.000
23/08/2017	1.803	1.834	1.852	0.049	16.014	23/08/2017	1.764	1.813	1.852	0.039	0.021	0.000
24/08/2017	1.770	1.811	1.836	0.066	15.998	24/08/2017	1.818	1.830	1.847	0.048	0.019	0.011
25/08/2017	1.783	1.806	1.821	0.038	15.983	25/08/2017	1.770	1.795	1.820	0.013	0.011	0.001
26/08/2017	1.784	1.813	1.828	0.044	15.990	26/08/2017	1.805	1.816	1.828	0.021	0.003	0.000
27/08/2017	1.724	1.771	1.802	0.078	15.964	27/08/2017	1.757	1.786	1.819	0.033	0.015	0.017
28/08/2017	1.711	1.746	1.796	0.085	15.958	28/08/2017	1.711	1.750	1.801	0.000	0.004	0.005

29/08/2017	1.647	1.695	1.724	0.077	15.886	29/08/2017	1.694	1.725	1.788	0.047	0.030	0.064
										-	-	-
30/08/2017	1.634	1.652	1.667	0.033	15.829	30/08/2017	1.645	1.661	1.705	0.011	0.009	0.038
31/08/2017	1.631	1.663	1.695	0.064	15.857	31/08/2017	1.631	1.652	1.692	0.000	0.011	0.003
01/09/2017	1.656	1.676	1.706	0.050	15.868	01/09/2017	1.654	1.675	1.706	0.002	0.001	0.000
										-	-	-
02/09/2017	1.599	1.665	1.694	0.095	15.856	02/09/2017	1.656	1.673	1.694	0.057	0.008	0.000
										-	-	-
03/09/2017	1.595	1.605	1.619	0.024	15.781	03/09/2017	1.595	1.621	1.693	0.000	0.016	0.074
										-	-	-
04/09/2017	1.578	1.616	1.643	0.065	15.805	04/09/2017	1.595	1.616	1.643	0.017	0.000	0.000
05/09/2017	1.583	1.614	1.637	0.054	15.799	05/09/2017	1.578	1.614	1.637	0.005	0.000	0.000
06/09/2017	1.587	1.632	1.684	0.097	15.846	06/09/2017	1.583	1.609	1.649	0.004	0.023	0.035
07/09/2017	1.682	1.714	1.746	0.064	15.908	07/09/2017	1.650	1.690	1.745	0.032	0.024	0.001
08/09/2017	1.721	1.769	1.796	0.075	15.958	08/09/2017	1.699	1.741	1.787	0.022	0.028	0.009
09/09/2017	1.796	1.828	1.854	0.058	16.016	09/09/2017	1.787	1.806	1.854	0.009	0.022	0.000
										-	-	-
10/09/2017	1.822	1.850	1.886	0.064	16.048	10/09/2017	1.836	1.851	1.886	0.014	0.001	0.000
										-	-	-
11/09/2017	1.755	1.813	1.838	0.083	16.000	11/09/2017	1.822	1.835	1.876	0.067	0.022	0.038
12/09/2017	1.773	1.811	1.840	0.067	16.002	12/09/2017	1.755	1.795	1.840	0.018	0.016	0.000
										-	-	-
13/09/2017	1.795	1.819	1.846	0.051	16.008	13/09/2017	1.802	1.822	1.846	0.007	0.003	0.000
										-	-	-
14/09/2017	1.734	1.771	1.798	0.064	15.960	14/09/2017	1.763	1.795	1.842	0.029	0.024	0.044
										-	-	-
15/09/2017	1.688	1.734	1.768	0.080	15.930	15/09/2017	1.734	1.752	1.781	0.046	0.018	0.013
16/09/2017	1.696	1.720	1.736	0.040	15.898	16/09/2017	1.688	1.712	1.736	0.008	0.008	0.000
17/09/2017	1.727	1.755	1.785	0.058	15.947	17/09/2017	1.720	1.748	1.785	0.007	0.007	0.000
18/09/2017	1.737	1.765	1.796	0.059	15.958	18/09/2017	1.727	1.760	1.796	0.010	0.005	0.000
										-	-	-
19/09/2017	1.731	1.748	1.779	0.048	15.941	19/09/2017	1.731	1.746	1.790	0.000	0.002	0.011
20/09/2017	1.773	1.793	1.831	0.058	15.993	20/09/2017	1.750	1.774	1.807	0.023	0.019	0.024
21/09/2017	1.830	1.875	1.909	0.079	16.071	21/09/2017	1.788	1.837	1.908	0.042	0.038	0.001
										-	-	-
22/09/2017	1.880	1.894	1.907	0.027	16.069	22/09/2017	1.882	1.896	1.908	0.002	0.002	0.001
										-	-	-
23/09/2017	1.794	1.849	1.882	0.088	16.044	23/09/2017	1.855	1.877	1.903	0.061	0.028	0.021

24/09/2017	1.782	1.816	1.853	0.071	16.015	24/09/2017	1.792	1.820	1.856	0.010	0.004	0.003
25/09/2017	1.797	1.814	1.837	0.040	15.999	25/09/2017	1.782	1.811	1.841	0.015	0.003	0.004
26/09/2017	1.775	1.803	1.825	0.050	15.987	26/09/2017	1.797	1.812	1.834	0.022	0.009	0.009
27/09/2017	1.746	1.776	1.808	0.062	15.970	27/09/2017	1.766	1.787	1.813	0.020	0.011	0.005
28/09/2017	1.753	1.779	1.813	0.060	15.975	28/09/2017	1.746	1.771	1.813	0.007	0.008	0.000
29/09/2017	1.779	1.797	1.821	0.042	15.983	29/09/2017	1.753	1.791	1.821	0.026	0.006	0.000
30/09/2017	1.809	1.849	1.868	0.059	16.030	30/09/2017	1.779	1.821	1.868	0.030	0.028	0.000
01/10/2017	1.808	1.829	1.872	0.064	16.034	01/10/2017	1.815	1.845	1.872	0.007	0.016	0.000
02/10/2017	1.833	1.873	1.899	0.066	16.061	02/10/2017	1.808	1.848	1.881	0.025	0.025	0.018
03/10/2017	1.899	1.935	1.958	0.059	16.120	03/10/2017	1.877	1.912	1.953	0.022	0.023	0.005
04/10/2017	1.879	1.918	1.946	0.067	16.108	04/10/2017	1.921	1.935	1.951	0.042	0.017	0.005
05/10/2017	1.878	1.894	1.918	0.040	16.080	05/10/2017	1.878	1.893	1.924	0.000	0.001	0.006
06/10/2017	1.835	1.887	1.919	0.084	16.081	06/10/2017	1.882	1.900	1.919	0.047	0.013	0.000
07/10/2017	1.790	1.814	1.835	0.045	15.997	07/10/2017	1.814	1.839	1.889	0.024	0.025	0.054
08/10/2017	1.760	1.774	1.792	0.032	15.954	08/10/2017	1.772	1.787	1.812	0.012	0.013	0.020
09/10/2017	1.752	1.759	1.770	0.018	15.932	09/10/2017	1.754	1.761	1.771	0.002	0.002	0.001
10/10/2017	1.760	1.774	1.814	0.054	15.976	10/10/2017	1.752	1.766	1.781	0.008	0.008	0.033
11/10/2017	1.814	1.830	1.838	0.024	16.000	11/10/2017	1.764	1.811	1.838	0.050	0.019	0.000
12/10/2017	1.819	1.833	1.864	0.045	16.026	12/10/2017	1.819	1.831	1.844	0.000	0.002	0.020
13/10/2017	1.858	1.912	1.937	0.079	16.099	13/10/2017	1.822	1.883	1.937	0.036	0.029	0.000
14/10/2017	1.829	1.871	1.915	0.086	16.077	14/10/2017	1.860	1.890	1.919	0.031	0.019	0.004
15/10/2017	1.792	1.815	1.844	0.052	16.006	15/10/2017	1.799	1.835	1.915	0.007	0.020	0.071
16/10/2017	1.802	1.822	1.849	0.047	16.011	16/10/2017	1.795	1.814	1.832	0.007	0.008	0.017
17/10/2017	1.838	1.850	1.862	0.024	16.024	17/10/2017	1.812	1.840	1.862	0.026	0.010	0.000
18/10/2017	1.815	1.850	1.878	0.063	16.040	18/10/2017	1.843	1.859	1.878	0.028	0.009	0.000

19/10/2017	1.764	1.797	1.820	0.056	15.982	19/10/2017	1.799	1.816	1.861	0.035	0.019	0.041
20/10/2017	1.747	1.783	1.801	0.054	15.963	20/10/2017	1.764	1.787	1.804	0.017	0.004	0.003
21/10/2017	1.735	1.757	1.774	0.039	15.936	21/10/2017	1.747	1.765	1.798	0.012	0.008	0.024
22/10/2017	1.711	1.731	1.746	0.035	15.908	22/10/2017	1.724	1.739	1.762	0.013	0.008	0.016
23/10/2017	1.693	1.736	1.778	0.085	15.940	23/10/2017	1.711	1.737	1.778	0.018	0.001	0.000
24/10/2017	1.698	1.734	1.775	0.077	15.937	24/10/2017	1.693	1.721	1.762	0.005	0.013	0.013
25/10/2017	1.747	1.772	1.789	0.042	15.951	25/10/2017	1.740	1.769	1.789	0.007	0.003	0.000
26/10/2017	1.761	1.787	1.802	0.041	15.964	26/10/2017	1.747	1.776	1.802	0.014	0.011	0.000
27/10/2017	1.720	1.759	1.784	0.064	15.946	27/10/2017	1.759	1.778	1.797	0.039	0.019	0.013
28/10/2017	1.610	1.683	1.733	0.123	15.895	28/10/2017	1.697	1.722	1.765	0.087	0.039	0.032
29/10/2017	1.606	1.645	1.672	0.066	15.834	29/10/2017	1.606	1.634	1.691	0.000	0.011	0.019
30/10/2017	1.660	1.689	1.710	0.050	15.872	30/10/2017	1.660	1.678	1.708	0.000	0.011	0.002
31/10/2017	1.652	1.690	1.718	0.066	15.880	31/10/2017	1.680	1.697	1.718	0.028	0.007	0.000
01/11/2017	1.664	1.705	1.732	0.068	15.894	01/11/2017	1.652	1.692	1.732	0.012	0.013	0.000
02/11/2017	1.704	1.730	1.756	0.052	15.918	02/11/2017	1.699	1.724	1.756	0.005	0.006	0.000
03/11/2017	1.671	1.696	1.712	0.041	15.874	03/11/2017	1.685	1.709	1.754	0.014	0.013	0.042
04/11/2017	1.675	1.712	1.733	0.058	15.895	04/11/2017	1.671	1.697	1.724	0.004	0.015	0.009
05/11/2017	1.721	1.738	1.750	0.029	15.912	05/11/2017	1.721	1.733	1.750	0.000	0.005	0.000
06/11/2017	1.726	1.741	1.789	0.063	15.951	06/11/2017	1.731	1.741	1.753	0.005	0.000	0.036
07/11/2017	1.789	1.820	1.836	0.047	15.998	07/11/2017	1.726	1.788	1.836	0.063	0.032	0.000
08/11/2017	1.748	1.801	1.860	0.112	16.022	08/11/2017	1.788	1.823	1.860	0.040	0.022	0.000
09/11/2017	1.735	1.757	1.780	0.045	15.942	09/11/2017	1.746	1.763	1.785	0.011	0.006	0.005
10/11/2017	1.738	1.791	1.817	0.079	15.979	10/11/2017	1.735	1.769	1.814	0.003	0.022	0.003
11/11/2017	1.744	1.795	1.823	0.079	15.985	11/11/2017	1.783	1.801	1.823	0.039	0.006	0.000

12/11/2017	1.724	1.737	1.748	0.024	15.910	12/11/2017	1.724	1.758	1.819	0.000	0.021	0.071
13/11/2017	1.725	1.747	1.765	0.040	15.927	13/11/2017	1.725	1.738	1.757	0.000	0.009	0.008
14/11/2017	1.740	1.757	1.768	0.028	15.930	14/11/2017	1.748	1.760	1.768	0.008	0.003	0.000
15/11/2017	1.710	1.750	1.776	0.066	15.938	15/11/2017	1.740	1.755	1.776	0.030	0.005	0.000
16/11/2017	1.712	1.771	1.810	0.098	15.972	16/11/2017	1.710	1.749	1.810	0.002	0.022	0.000
17/11/2017	1.765	1.780	1.795	0.030	15.957	17/11/2017	1.765	1.788	1.810	0.000	0.008	0.015
18/11/2017	1.740	1.774	1.809	0.069	15.971	18/11/2017	1.765	1.780	1.809	0.025	0.006	0.000
19/11/2017	1.736	1.759	1.777	0.041	15.939	19/11/2017	1.736	1.756	1.790	0.000	0.003	0.013
20/11/2017	1.757	1.797	1.821	0.064	15.983	20/11/2017	1.754	1.780	1.821	0.003	0.017	0.000
21/11/2017	1.806	1.892	1.969	0.163	16.131	21/11/2017	1.802	1.832	1.930	0.004	0.060	0.039
22/11/2017	1.898	1.940	1.971	0.073	16.133	22/11/2017	1.937	1.955	1.971	0.039	0.015	0.000
23/11/2017	1.830	1.881	1.916	0.086	16.078	23/11/2017	1.881	1.904	1.944	0.051	0.023	0.028
24/11/2017	1.763	1.810	1.844	0.081	16.006	24/11/2017	1.807	1.837	1.891	0.044	0.027	0.047
25/11/2017	1.693	1.738	1.767	0.074	15.929	25/11/2017	1.734	1.762	1.809	0.041	0.024	0.042
26/11/2017	1.680	1.704	1.718	0.038	15.880	26/11/2017	1.693	1.712	1.750	0.013	0.008	0.032
27/11/2017	1.693	1.736	1.792	0.099	15.954	27/11/2017	1.680	1.713	1.753	0.013	0.023	0.039
28/11/2017	1.690	1.761	1.802	0.112	15.964	28/11/2017	1.747	1.778	1.802	0.057	0.017	0.000
29/11/2017	1.660	1.682	1.692	0.032	15.854	29/11/2017	1.679	1.698	1.763	0.019	0.016	0.071
30/11/2017	1.655	1.663	1.668	0.013	15.830	30/11/2017	1.658	1.668	1.687	0.003	0.005	0.019
01/12/2017	1.634	1.647	1.656	0.022	15.818	01/12/2017	1.646	1.654	1.668	0.012	0.007	0.012
02/12/2017	1.641	1.669	1.701	0.060	15.863	02/12/2017	1.634	1.651	1.688	0.007	0.018	0.013
03/12/2017	1.698	1.731	1.743	0.045	15.905	03/12/2017	1.681	1.713	1.743	0.017	0.018	0.000
04/12/2017	1.727	1.772	1.801	0.074	15.963	04/12/2017	1.727	1.750	1.801	0.000	0.022	0.000
05/12/2017	1.791	1.809	1.843	0.052	16.005	05/12/2017	1.785	1.797	1.810	0.006	0.012	0.033

06/12/2017	1.830	1.876	1.994	0.164	16.156	06/12/2017	1.805	1.835	1.868	0.025	0.041	0.126
07/12/2017	1.960	2.015	2.068	0.108	16.230	07/12/2017	1.866	1.985	2.068	0.094	0.030	0.000
										-	-	-
08/12/2017	1.887	1.944	1.991	0.104	16.153	08/12/2017	1.947	1.980	2.030	0.060	0.036	0.039
										-	-	-
09/12/2017	1.787	1.860	1.911	0.124	16.073	09/12/2017	1.853	1.896	1.946	0.066	0.036	0.035
										-	-	-
10/12/2017	1.722	1.771	1.797	0.075	15.959	10/12/2017	1.774	1.799	1.853	0.052	0.028	0.056
										-	-	-
11/12/2017	1.701	1.725	1.739	0.038	15.901	11/12/2017	1.722	1.743	1.782	0.021	0.018	0.043
12/12/2017	1.704	1.720	1.729	0.025	15.891	12/12/2017	1.701	1.720	1.729	0.003	0.000	0.000
13/12/2017	1.705	1.732	1.757	0.052	15.919	13/12/2017	1.704	1.724	1.756	0.001	0.008	0.001
										-	-	-
14/12/2017	1.704	1.718	1.731	0.027	15.893	14/12/2017	1.709	1.725	1.757	0.005	0.007	0.026
										-	-	-
15/12/2017	1.682	1.706	1.717	0.035	15.879	15/12/2017	1.704	1.712	1.731	0.022	0.006	0.014
16/12/2017	1.676	1.700	1.721	0.045	15.883	16/12/2017	1.676	1.697	1.720	0.000	0.003	0.001
17/12/2017	1.699	1.762	1.816	0.117	15.978	17/12/2017	1.699	1.729	1.792	0.000	0.033	0.024
18/12/2017	1.805	1.819	1.834	0.029	15.996	18/12/2017	1.784	1.809	1.830	0.021	0.010	0.004
19/12/2017	1.832	1.865	1.893	0.061	16.055	19/12/2017	1.812	1.846	1.893	0.020	0.019	0.000
20/12/2017	1.880	1.919	1.946	0.066	16.108	20/12/2017	1.866	1.902	1.946	0.014	0.017	0.000
										-	-	-
21/12/2017	1.840	1.875	1.904	0.064	16.066	21/12/2017	1.869	1.897	1.937	0.029	0.022	0.033
										-	-	-
22/12/2017	1.724	1.810	1.849	0.125	16.011	22/12/2017	1.820	1.843	1.871	0.096	0.033	0.022
										-	-	-
23/12/2017	1.707	1.726	1.745	0.038	15.907	23/12/2017	1.715	1.743	1.825	0.008	0.017	0.080
24/12/2017	1.743	1.891	1.939	0.196	16.101	24/12/2017	1.707	1.812	1.939	0.036	0.079	0.000
										-	-	-
25/12/2017	1.910	1.940	1.965	0.055	16.127	25/12/2017	1.918	1.942	1.965	0.008	0.002	0.000
										-	-	-
26/12/2017	1.806	1.878	1.912	0.106	16.074	26/12/2017	1.878	1.907	1.945	0.072	0.029	0.033
										-	-	-
27/12/2017	1.737	1.793	1.822	0.085	15.984	27/12/2017	1.796	1.823	1.889	0.059	0.030	0.067
										-	-	-
28/12/2017	1.709	1.738	1.767	0.058	15.929	28/12/2017	1.710	1.748	1.798	0.001	0.010	0.031
										-	-	-
29/12/2017	1.671	1.706	1.732	0.061	15.894	29/12/2017	1.696	1.726	1.761	0.025	0.020	0.029

30/12/2017	1.635	1.672	1.696	0.061	15.858	30/12/2017	1.663	1.681	1.702	0.028	0.009	0.006
31/12/2017	1.621	1.670	1.701	0.080	15.863	31/12/2017	1.621	1.661	1.697	0.000	0.009	0.004
01/01/2018	1.652	1.680	1.693	0.041	15.855	01/01/2018	1.679	1.689	1.701	0.027	0.009	0.008
02/01/2018	1.647	1.657	1.670	0.023	15.832	02/01/2018	1.647	1.659	1.689	0.000	0.002	0.019
03/01/2018	1.626	1.636	1.658	0.032	15.820	03/01/2018	1.626	1.648	1.670	0.000	0.012	0.012
04/01/2018	1.594	1.616	1.635	0.041	15.797	04/01/2018	1.594	1.622	1.640	0.000	0.006	0.005
05/01/2018	1.613	1.652	1.697	0.084	15.859	05/01/2018	1.611	1.629	1.664	0.002	0.023	0.033
06/01/2018	1.668	1.686	1.701	0.033	15.863	06/01/2018	1.663	1.682	1.697	0.005	0.004	0.004
07/01/2018	1.640	1.657	1.673	0.033	15.835	07/01/2018	1.650	1.670	1.701	0.010	0.013	0.028
08/01/2018	1.590	1.633	1.661	0.071	15.823	08/01/2018	1.633	1.648	1.662	0.043	0.015	0.001
09/01/2018	1.495	1.556	1.597	0.102	15.759	09/01/2018	1.557	1.590	1.644	0.062	0.034	0.047
10/01/2018	1.499	1.507	1.516	0.017	15.678	10/01/2018	1.495	1.512	1.563	0.004	0.005	0.047
11/01/2018	1.499	1.536	1.561	0.062	15.723	11/01/2018	1.501	1.521	1.562	0.002	0.015	0.001
12/01/2018	1.548	1.567	1.585	0.037	15.747	12/01/2018	1.553	1.569	1.592	0.005	0.002	0.007
13/01/2018	1.549	1.571	1.586	0.037	15.748	13/01/2018	1.563	1.579	1.595	0.014	0.008	0.009
14/01/2018	1.531	1.580	1.680	0.149	15.842	14/01/2018	1.546	1.571	1.595	0.015	0.009	0.085
15/01/2018	1.677	1.724	1.756	0.079	15.918	15/01/2018	1.593	1.695	1.764	0.084	0.029	0.008
16/01/2018	1.684	1.729	1.760	0.076	15.922	16/01/2018	1.721	1.746	1.770	0.037	0.017	0.010
17/01/2018	1.666	1.693	1.712	0.046	15.874	17/01/2018	1.676	1.706	1.761	0.010	0.013	0.049
18/01/2018	1.628	1.664	1.692	0.064	15.854	18/01/2018	1.662	1.690	1.716	0.034	0.026	0.024
19/01/2018	1.614	1.633	1.655	0.041	15.817	19/01/2018	1.625	1.646	1.679	0.011	0.013	0.024

20/01/2018	1.578	1.622	1.637	0.059	15.799	20/01/2018	1.621	1.638	1.663	0.043	0.016	0.026
21/01/2018	1.545	1.570	1.596	0.051	15.758	21/01/2018	1.564	1.594	1.636	0.019	0.024	0.040
22/01/2018	1.551	1.607	1.688	0.137	15.850	22/01/2018	1.555	1.584	1.641	0.004	0.023	0.047
23/01/2018	1.688	1.888	2.009	0.321	16.171	23/01/2018	1.633	1.767	1.964	0.055	0.121	0.045
24/01/2018	1.987	2.087	2.136	0.149	16.298	24/01/2018	1.964	2.045	2.152	0.023	0.042	0.016
25/01/2018	1.995	2.082	2.127	0.132	16.289	25/01/2018	2.096	2.124	2.147	0.101	0.042	0.020
26/01/2018	1.824	1.928	1.995	0.171	16.157	26/01/2018	1.941	1.991	2.089	0.117	0.063	0.094
27/01/2018	1.801	1.837	1.866	0.065	16.028	27/01/2018	1.824	1.860	1.942	0.023	0.023	0.076
28/01/2018	1.832	1.917	2.026	0.194	16.188	28/01/2018	1.845	1.873	1.937	0.013	0.044	0.089
29/01/2018	1.951	2.001	2.032	0.081	16.194	29/01/2018	1.940	2.010	2.038	0.011	0.009	0.006
30/01/2018	1.937	1.965	2.008	0.071	16.170	30/01/2018	1.952	1.972	2.003	0.015	0.007	0.005
31/01/2018	1.908	1.989	2.033	0.125	16.195	31/01/2018	1.974	2.008	2.042	0.066	0.019	0.009
01/02/2018	1.825	1.872	1.918	0.093	16.080	01/02/2018	1.875	1.919	2.024	0.050	0.047	0.106
02/02/2018	1.792	1.839	1.869	0.077	16.031	02/02/2018	1.831	1.852	1.886	0.039	0.013	0.017
03/02/2018	1.709	1.762	1.792	0.083	15.954	03/02/2018	1.769	1.803	1.867	0.060	0.041	0.075
04/02/2018	1.659	1.698	1.718	0.059	15.880	04/02/2018	1.692	1.723	1.774	0.033	0.025	0.056
05/02/2018	1.637	1.650	1.664	0.027	15.826	05/02/2018	1.659	1.674	1.710	0.022	0.024	0.046
06/02/2018	1.621	1.634	1.645	0.024	15.807	06/02/2018	1.632	1.645	1.663	0.011	0.011	0.018
07/02/2018	1.621	1.641	1.662	0.041	15.824	07/02/2018	1.634	1.648	1.671	0.013	0.007	0.009
08/02/2018	1.624	1.639	1.662	0.038	15.824	08/02/2018	1.630	1.647	1.671	0.006	0.008	0.009

09/02/2018	1.595	1.649	1.682	0.087	15.844	09/02/2018	1.641	1.657	1.687	0.046	0.008	0.005
10/02/2018	1.599	1.674	1.726	0.127	15.888	10/02/2018	1.606	1.658	1.731	0.007	0.016	0.005
11/02/2018	1.677	1.697	1.721	0.044	15.883	11/02/2018	1.678	1.705	1.731	0.001	0.008	0.010
12/02/2018	1.634	1.685	1.714	0.080	15.876	12/02/2018	1.684	1.708	1.731	0.050	0.023	0.017
13/02/2018	1.634	1.675	1.703	0.069	15.865	13/02/2018	1.638	1.680	1.725	0.004	0.005	0.022
14/02/2018	1.621	1.665	1.691	0.070	15.853	14/02/2018	1.645	1.675	1.708	0.024	0.010	0.017
15/02/2018	1.663	1.730	1.776	0.113	15.938	15/02/2018	1.665	1.707	1.768	0.002	0.023	0.008
16/02/2018	1.766	1.778	1.789	0.023	15.951	16/02/2018	1.750	1.778	1.802	0.016	0.000	0.013
17/02/2018	1.774	1.797	1.819	0.045	15.981	17/02/2018	1.771	1.795	1.818	0.003	0.002	0.001
18/02/2018	1.748	1.771	1.788	0.040	15.950	18/02/2018	1.750	1.784	1.818	0.002	0.013	0.030
19/02/2018	1.785	1.835	1.875	0.090	16.037	19/02/2018	1.778	1.806	1.860	0.007	0.029	0.015
20/02/2018	1.866	1.887	1.910	0.044	16.072	20/02/2018	1.858	1.886	1.909	0.008	0.001	0.001
21/02/2018	1.768	1.841	1.876	0.108	16.038	21/02/2018	1.852	1.870	1.889	0.084	0.029	0.013
22/02/2018	1.697	1.732	1.768	0.071	15.930	22/02/2018	1.740	1.778	1.856	0.043	0.046	0.088
23/02/2018	1.672	1.695	1.712	0.040	15.874	23/02/2018	1.694	1.710	1.736	0.022	0.015	0.024
24/02/2018	1.641	1.665	1.681	0.040	15.843	24/02/2018	1.652	1.679	1.703	0.011	0.014	0.022
25/02/2018	1.594	1.618	1.642	0.048	15.804	25/02/2018	1.614	1.643	1.684	0.020	0.025	0.042
26/02/2018	1.565	1.583	1.600	0.035	15.762	26/02/2018	1.580	1.600	1.634	0.015	0.017	0.034
27/02/2018	1.561	1.580	1.595	0.034	15.757	27/02/2018	1.569	1.583	1.598	0.008	0.003	0.003
28/02/2018	1.570	1.591	1.614	0.044	15.776	28/02/2018	1.582	1.599	1.620	0.012	0.008	0.006
01/03/2018	1.569	1.629	1.665	0.096	15.827	01/03/2018	1.576	1.624	1.672	0.007	0.005	0.007

02/03/2018	1.616	1.684	1.719	0.103	15.881	02/03/2018	1.616	1.670	1.730	0.000	0.014	0.011
										-	-	-
03/03/2018	1.604	1.666	1.699	0.095	15.861	03/03/2018	1.675	1.696	1.739	0.071	0.030	0.040
										-	-	-
04/03/2018	1.531	1.587	1.630	0.099	15.792	04/03/2018	1.596	1.628	1.692	0.065	0.041	0.062
										-	-	-
05/03/2018	1.496	1.536	1.550	0.054	15.712	05/03/2018	1.533	1.558	1.612	0.037	0.022	0.062
										-	-	-
06/03/2018	1.496	1.584	1.615	0.119	15.777	06/03/2018	1.522	1.570	1.620	0.026	0.014	0.005
										-	-	-
07/03/2018	1.610	1.628	1.647	0.037	15.809	07/03/2018	1.616	1.626	1.651	0.006	0.002	0.004
										-	-	-
08/03/2018	1.588	1.621	1.646	0.058	15.808	08/03/2018	1.630	1.641	1.653	0.042	0.020	0.007
										-	-	-
09/03/2018	1.541	1.583	1.596	0.055	15.758	09/03/2018	1.588	1.603	1.639	0.047	0.020	0.043
										-	-	-
10/03/2018	1.532	1.557	1.574	0.042	15.736	10/03/2018	1.545	1.573	1.604	0.013	0.016	0.030
										-	-	-
11/03/2018	1.532	1.552	1.571	0.039	15.733	11/03/2018	1.549	1.566	1.581	0.017	0.014	0.010
										-	-	-
12/03/2018	1.531	1.543	1.553	0.022	15.715	12/03/2018	1.534	1.554	1.574	0.003	0.011	0.021
										-	-	-
13/03/2018	1.529	1.550	1.572	0.043	15.734	13/03/2018	1.538	1.554	1.577	0.009	0.004	0.005
										-	-	-
14/03/2018	1.525	1.545	1.558	0.033	15.720	14/03/2018	1.542	1.557	1.580	0.017	0.012	0.022
15/03/2018	1.542	1.604	1.664	0.122	15.826	15/03/2018	1.542	1.576	1.642	0.000	0.028	0.022
										-	-	-
16/03/2018	1.652	1.697	1.745	0.093	15.907	16/03/2018	1.635	1.688	1.750	0.017	0.009	0.005
										-	-	-
17/03/2018	1.612	1.642	1.665	0.053	15.827	17/03/2018	1.642	1.671	1.739	0.030	0.029	0.074
										-	-	-
18/03/2018	1.577	1.604	1.625	0.048	15.787	18/03/2018	1.604	1.630	1.669	0.027	0.026	0.044
										-	-	-
19/03/2018	1.535	1.565	1.588	0.053	15.750	19/03/2018	1.566	1.588	1.622	0.031	0.023	0.034
										-	-	-
20/03/2018	1.491	1.513	1.540	0.049	15.702	20/03/2018	1.515	1.540	1.586	0.024	0.027	0.046
										-	-	-
21/03/2018	1.447	1.482	1.499	0.052	15.661	21/03/2018	1.471	1.500	1.527	0.024	0.018	0.028

22/03/2018	1.484	1.543	1.585	0.101	15.747	22/03/2018	1.494	1.523	1.582	0.010	0.020	0.003
23/03/2018	1.558	1.599	1.628	0.070	15.790	23/03/2018	1.564	1.589	1.627	0.006	0.010	0.001
24/03/2018	1.604	1.627	1.648	0.044	15.810	24/03/2018	1.616	1.630	1.651	0.012	0.003	0.003
25/03/2018	1.597	1.618	1.636	0.039	15.798	25/03/2018	1.606	1.631	1.649	0.009	0.013	0.013
26/03/2018	1.570	1.599	1.620	0.050	15.782	26/03/2018	1.607	1.619	1.639	0.037	0.020	0.019
27/03/2018	1.561	1.574	1.586	0.025	15.748	27/03/2018	1.577	1.590	1.612	0.016	0.016	0.026
28/03/2018	1.567	1.586	1.609	0.042	15.771	28/03/2018	1.572	1.588	1.602	0.005	0.002	0.007
29/03/2018	1.607	1.621	1.643	0.036	15.805	29/03/2018	1.584	1.614	1.640	0.023	0.007	0.003
30/03/2018	1.585	1.627	1.651	0.066	15.813	30/03/2018	1.619	1.643	1.659	0.034	0.016	0.008
31/03/2018	1.598	1.627	1.662	0.064	15.824	31/03/2018	1.598	1.628	1.673	0.000	0.001	0.011
01/04/2018	1.534	1.578	1.613	0.079	15.775	01/04/2018	1.587	1.611	1.659	0.053	0.033	0.046
02/04/2018	1.474	1.522	1.553	0.079	15.715	02/04/2018	1.526	1.556	1.584	0.052	0.034	0.031
03/04/2018	1.481	1.495	1.510	0.029	15.672	03/04/2018	1.496	1.512	1.532	0.015	0.017	0.022
04/04/2018	1.471	1.480	1.490	0.019	15.652	04/04/2018	1.476	1.495	1.511	0.005	0.015	0.021
05/04/2018	1.442	1.458	1.476	0.034	15.638	05/04/2018	1.454	1.476	1.493	0.012	0.018	0.017
06/04/2018	1.393	1.417	1.452	0.059	15.614	06/04/2018	1.407	1.439	1.475	0.014	0.022	0.023
07/04/2018	1.410	1.455	1.482	0.072	15.644	07/04/2018	1.412	1.438	1.475	0.002	0.017	0.007
08/04/2018	1.479	1.494	1.509	0.030	15.671	08/04/2018	1.475	1.492	1.519	0.004	0.002	0.010
09/04/2018	1.509	1.535	1.553	0.044	15.715	09/04/2018	1.502	1.529	1.562	0.007	0.006	0.009
10/04/2018	1.522	1.560	1.594	0.072	15.756	10/04/2018	1.530	1.557	1.583	0.008	0.003	0.011

11/04/2018	1.587	1.628	1.665	0.078	15.827	11/04/2018	1.565	1.611	1.668	0.022	0.017	0.003
12/04/2018	1.546	1.599	1.630	0.084	15.792	12/04/2018	1.613	1.632	1.660	0.067	0.033	0.030
13/04/2018	1.559	1.604	1.625	0.066	15.787	13/04/2018	1.554	1.599	1.633	0.005	0.005	0.008
14/04/2018	1.575	1.589	1.596	0.021	15.758	14/04/2018	1.589	1.606	1.631	0.014	0.017	0.035
15/04/2018	1.575	1.591	1.608	0.033	15.770	15/04/2018	1.587	1.597	1.613	0.012	0.006	0.005
16/04/2018	1.533	1.582	1.607	0.074	15.769	16/04/2018	1.594	1.609	1.619	0.061	0.027	0.012
17/04/2018	1.542	1.572	1.645	0.103	15.807	17/04/2018	1.543	1.571	1.600	0.001	0.001	0.045
18/04/2018	1.615	1.643	1.662	0.047	15.824	18/04/2018	1.580	1.637	1.673	0.035	0.006	0.011
19/04/2018	1.642	1.669	1.691	0.049	15.853	19/04/2018	1.639	1.664	1.703	0.003	0.005	0.012
20/04/2018	1.642	1.657	1.670	0.028	15.832	20/04/2018	1.656	1.676	1.693	0.014	0.019	0.023
21/04/2018	1.619	1.639	1.652	0.033	15.814	21/04/2018	1.640	1.654	1.671	0.021	0.015	0.019
22/04/2018	1.576	1.616	1.647	0.071	15.809	22/04/2018	1.621	1.638	1.664	0.045	0.022	0.017
23/04/2018	1.544	1.596	1.634	0.090	15.796	23/04/2018	1.594	1.619	1.642	0.050	0.023	0.008
24/04/2018	1.532	1.576	1.609	0.077	15.771	24/04/2018	1.542	1.580	1.615	0.010	0.004	0.006
25/04/2018	1.528	1.562	1.584	0.056	15.746	25/04/2018	1.572	1.585	1.609	0.044	0.023	0.025
26/04/2018	1.534	1.579	1.622	0.088	15.784	26/04/2018	1.534	1.564	1.606	0.000	0.015	0.016
27/04/2018	1.613	1.631	1.648	0.035	15.810	27/04/2018	1.606	1.626	1.647	0.007	0.005	0.001
28/04/2018	1.634	1.646	1.655	0.021	15.817	28/04/2018	1.632	1.644	1.661	0.002	0.002	0.006
29/04/2018	1.637	1.656	1.670	0.033	15.832	29/04/2018	1.654	1.654	1.654	0.017	0.002	0.016
30/04/2018	1.604	1.620	1.637	0.033	15.799	30/04/2018	1.623	1.639	1.667	0.019	0.019	0.030
01/05/2018	1.540	1.569	1.607	0.067	15.769	01/05/2018	1.564	1.597	1.626	0.024	0.028	0.019

02/05/2018	1.535	1.546	1.559	0.024	15.721	02/05/2018	1.537	1.547	1.560	0.002	0.001	0.001	-	-	-
03/05/2018	1.544	1.556	1.570	0.026	15.732	03/05/2018	1.535	1.551	1.570	0.009	0.005	0.000	-	-	-
04/05/2018	1.547	1.562	1.577	0.030	15.739	04/05/2018	1.547	1.558	1.577	0.000	0.004	0.000	-	-	-
05/05/2018	1.519	1.532	1.550	0.031	15.712	05/05/2018	1.519	1.544	1.573	0.000	0.012	0.023	-	-	-
06/05/2018	1.515	1.536	1.545	0.030	15.707	06/05/2018	1.515	1.533	1.544	0.000	0.003	0.001	-	-	-
07/05/2018	1.512	1.529	1.553	0.041	15.715	07/05/2018	1.519	1.537	1.553	0.007	0.008	0.000	-	-	-
08/05/2018	1.466	1.515	1.530	0.064	15.692	08/05/2018	1.466	1.518	1.532	0.000	0.003	0.002	-	-	-
09/05/2018	1.501	1.513	1.531	0.030	15.693	09/05/2018	1.501	1.511	1.527	0.000	0.002	0.004	-	-	-
10/05/2018	1.518	1.544	1.563	0.045	15.725	10/05/2018	1.505	1.527	1.554	0.013	0.017	0.009	-	-	-
11/05/2018	1.503	1.537	1.574	0.071	15.736	11/05/2018	1.503	1.538	1.563	0.000	0.001	0.011	-	-	-
12/05/2018	1.568	1.599	1.618	0.050	15.780	12/05/2018	1.540	1.576	1.612	0.028	0.023	0.006	-	-	-
13/05/2018	1.599	1.605	1.615	0.016	15.777	13/05/2018	1.600	1.608	1.618	0.001	0.003	0.003	-	-	-
14/05/2018	1.589	1.596	1.602	0.013	15.764	14/05/2018	1.592	1.600	1.609	0.003	0.004	0.007	-	-	-
15/05/2018	1.581	1.589	1.598	0.017	15.760	15/05/2018	1.587	1.593	1.602	-	-0.006	0.004	-0.004	-	-
16/05/2018	1.572	1.580	1.585	0.013	15.747	16/05/2018	1.578	1.584	1.592	-	-0.006	0.004	-0.007	-	-
17/05/2018	1.569	1.577	1.583	0.014	15.745	17/05/2018	1.569	1.576	1.585	-	0.000	0.001	-0.002	-	-
18/05/2018	1.577	1.581	1.585	0.008	15.747	18/05/2018	1.577	1.581	1.585	-	0.000	0.000	0.000	-	-
19/05/2018	1.566	1.578	1.585	0.019	15.747	19/05/2018	1.571	1.579	1.584	-	-0.005	0.001	0.001	-	-
20/05/2018	1.566	1.571	1.581	0.015	15.743	20/05/2018	1.566	1.574	1.585	-	0.000	0.003	-0.004	-	-
21/05/2018	1.564	1.573	1.585	0.021	15.747	21/05/2018	1.565	1.573	1.585	-	-0.001	0.000	0.000	-	-
22/05/2018	1.514	1.534	1.570	0.056	15.732	22/05/2018	1.525	1.552	1.581	-	-0.011	0.018	-0.011	-	-
23/05/2018	1.512	1.527	1.538	0.026	15.700	23/05/2018	1.514	1.527	1.540	-	-0.002	0.000	-0.002	-	-
24/05/2018	1.515	1.534	1.550	0.035	15.712	24/05/2018	1.512	1.532	1.550	-	0.003	0.002	0.000	-	-
25/05/2018	1.504	1.521	1.541	0.037	15.703	25/05/2018	1.509	1.526	1.545	-	-0.005	0.005	-0.004	-	-
26/05/2018	1.460	1.488	1.512	0.052	15.674	26/05/2018	1.479	1.502	1.522	-	-0.019	0.014	-0.010	-	-

27/05/2018	1.462	1.476	1.487	0.025	15.649	27/05/2018	1.460	1.475	1.493	0.002	0.001	-0.006
28/05/2018	1.477	1.497	1.512	0.035	15.674	28/05/2018	1.475	1.488	1.509	0.002	0.009	0.003
29/05/2018	1.498	1.514	1.527	0.029	15.689	29/05/2018	1.489	1.511	1.525	0.009	0.003	0.002
30/05/2018	1.500	1.519	1.538	0.038	15.700	30/05/2018	1.498	1.509	1.527	0.002	0.010	0.011
31/05/2018	1.513	1.528	1.541	0.028	15.703	31/05/2018	1.509	1.526	1.539	0.004	0.002	0.002
01/06/2018	1.493	1.518	1.532	0.039	15.694	01/06/2018	1.513	1.523	1.541	-0.020	0.005	-0.009
02/06/2018	1.474	1.488	1.497	0.023	15.659	02/06/2018	1.474	1.496	1.522	0.000	0.008	-0.025
03/06/2018	1.474	1.511	1.538	0.064	15.700	03/06/2018	1.474	1.492	1.525	0.000	0.019	0.013
04/06/2018	1.533	1.549	1.576	0.043	15.738	04/06/2018	1.528	1.546	1.576	0.005	0.003	0.000
05/06/2018	1.517	1.541	1.559	0.042	15.721	05/06/2018	1.533	1.547	1.559	-0.016	0.006	0.000
06/06/2018	1.516	1.532	1.561	0.045	15.723	06/06/2018	1.516	1.530	1.561	0.000	0.002	0.000
07/06/2018	1.525	1.551	1.569	0.044	15.731	07/06/2018	1.520	1.547	1.569	0.005	0.004	0.000
08/06/2018	1.489	1.526	1.553	0.064	15.715	08/06/2018	1.525	1.541	1.562	-0.036	0.015	-0.009
09/06/2018	1.461	1.489	1.505	0.044	15.667	09/06/2018	1.475	1.498	1.529	-0.014	0.009	-0.024
10/06/2018	1.423	1.455	1.479	0.056	15.641	10/06/2018	1.449	1.471	1.502	-0.026	0.016	-0.023
11/06/2018	1.401	1.420	1.429	0.028	15.591	11/06/2018	1.421	1.430	1.465	-0.020	0.010	-0.036
12/06/2018	1.404	1.412	1.436	0.032	15.598	12/06/2018	1.401	1.409	1.428	0.003	0.003	0.008
13/06/2018	1.351	1.413	1.443	0.092	15.605	13/06/2018	1.409	1.428	1.443	-0.058	0.015	0.000
14/06/2018	1.343	1.383	1.403	0.060	15.565	14/06/2018	1.343	1.378	1.417	0.000	0.005	-0.014
15/06/2018	1.380	1.434	1.492	0.112	15.654	15/06/2018	1.380	1.400	1.457	0.000	0.034	0.035
16/06/2018	1.491	1.529	1.588	0.097	15.750	16/06/2018	1.463	1.496	1.543	0.028	0.033	0.045
17/06/2018	1.529	1.593	1.631	0.102	15.793	17/06/2018	1.545	1.594	1.631	-0.016	0.001	0.000
18/06/2018	1.488	1.514	1.542	0.054	15.704	18/06/2018	1.512	1.534	1.597	-0.024	0.020	-0.055
19/06/2018	1.500	1.560	1.590	0.090	15.752	19/06/2018	1.488	1.531	1.590	0.012	0.029	0.000
20/06/2018	1.509	1.561	1.584	0.075	15.746	20/06/2018	1.561	1.572	1.584	-0.052	0.011	0.000
21/06/2018	1.462	1.478	1.511	0.049	15.673	21/06/2018	1.466	1.506	1.581	-0.004	0.028	-0.070
22/06/2018	1.475	1.494	1.514	0.039	15.676	22/06/2018	1.462	1.484	1.514	0.013	0.010	0.000

23/06/2018	1.484	1.499	1.518	0.034	15.680	23/06/2018	1.484	1.500	1.518	0.000	0.001	0.000
24/06/2018	1.485	1.504	1.531	0.046	15.693	24/06/2018	1.485	1.500	1.531	0.000	0.004	0.000
25/06/2018	1.452	1.481	1.504	0.052	15.666	25/06/2018	1.469	1.494	1.528	-0.017	0.013	-0.024
26/06/2018	1.442	1.458	1.480	0.038	15.642	26/06/2018	1.442	1.464	1.493	0.000	0.006	-0.013
27/06/2018	1.401	1.436	1.454	0.053	15.616	27/06/2018	1.443	1.450	1.476	-0.042	0.014	-0.022
28/06/2018	1.385	1.409	1.423	0.038	15.585	28/06/2018	1.401	1.415	1.443	-0.016	0.006	-0.020
29/06/2018	1.345	1.379	1.400	0.055	15.562	29/06/2018	1.380	1.393	1.423	-0.035	0.014	-0.023
30/06/2018	1.328	1.351	1.366	0.038	15.528	30/06/2018	1.344	1.355	1.384	-0.016	0.004	-0.018
01/07/2018	1.340	1.355	1.364	0.024	15.526	01/07/2018	1.328	1.355	1.366	0.012	0.000	-0.002
02/07/2018	1.292	1.334	1.358	0.066	15.520	02/07/2018	1.332	1.350	1.360	-0.040	0.016	-0.002
03/07/2018	1.283	1.301	1.317	0.034	15.479	03/07/2018	1.283	1.306	1.332	0.000	0.005	-0.015
04/07/2018	1.270	1.296	1.320	0.050	15.482	04/07/2018	1.291	1.302	1.320	-0.021	0.006	0.000
05/07/2018	1.280	1.308	1.321	0.041	15.483	05/07/2018	1.270	1.298	1.320	0.010	0.010	0.001
06/07/2018	1.294	1.319	1.347	0.053	15.509	06/07/2018	1.293	1.320	1.347	0.001	0.001	0.000
07/07/2018	1.277	1.298	1.318	0.041	15.480	07/07/2018	1.277	1.300	1.324	0.000	0.002	-0.006
08/07/2018	1.286	1.297	1.310	0.024	15.472	08/07/2018	1.283	1.298	1.316	0.003	0.001	-0.006
09/07/2018	1.295	1.319	1.339	0.044	15.501	09/07/2018	1.286	1.314	1.339	0.009	0.005	0.000
10/07/2018	1.308	1.326	1.340	0.032	15.502	10/07/2018	1.303	1.322	1.336	0.005	0.004	0.004
11/07/2018	1.306	1.328	1.350	0.044	15.512	11/07/2018	1.306	1.327	1.350	0.000	0.001	0.000
12/07/2018	1.327	1.346	1.360	0.033	15.522	12/07/2018	1.317	1.341	1.360	0.010	0.005	0.000
13/07/2018	1.336	1.357	1.366	0.030	15.528	13/07/2018	1.327	1.352	1.366	0.009	0.005	0.000
14/07/2018	1.289	1.314	1.343	0.054	15.505	14/07/2018	1.309	1.333	1.363	-0.020	0.019	-0.020
15/07/2018	1.269	1.285	1.297	0.028	15.459	15/07/2018	1.269	1.291	1.319	0.000	0.006	-0.022
16/07/2018	1.296	1.323	1.342	0.046	15.504	16/07/2018	1.279	1.310	1.342	0.017	0.013	0.000

17/07/2018	1.308	1.318	1.328	0.020	15.490	17/07/2018	1.309	1.321	1.339	-0.001	0.003	-0.011
18/07/2018	1.311	1.319	1.350	0.039	15.512	18/07/2018	1.308	1.316	1.326	0.003	0.003	0.024
19/07/2018	1.335	1.356	1.375	0.040	15.537	19/07/2018	1.315	1.341	1.375	0.020	0.015	0.000
20/07/2018	1.369	1.387	1.398	0.029	15.560	20/07/2018	1.355	1.377	1.398	0.014	0.010	0.000
21/07/2018	1.365	1.383	1.391	0.026	15.553	21/07/2018	1.377	1.387	1.398	-0.012	0.004	-0.007
22/07/2018	1.369	1.392	1.409	0.040	15.571	22/07/2018	1.365	1.383	1.404	0.004	0.009	0.005
23/07/2018	1.402	1.425	1.438	0.036	15.600	23/07/2018	1.395	1.413	1.435	0.007	0.012	0.003
24/07/2018	1.426	1.441	1.455	0.029	15.617	24/07/2018	1.426	1.439	1.455	0.000	0.002	0.000
25/07/2018	1.431	1.460	1.490	0.059	15.652	25/07/2018	1.431	1.446	1.473	0.000	0.014	0.017
26/07/2018	1.474	1.492	1.500	0.026	15.662	26/07/2018	1.465	1.486	1.500	0.009	0.006	0.000
27/07/2018	1.470	1.493	1.504	0.034	15.666	27/07/2018	1.474	1.492	1.504	-0.004	0.001	0.000
28/07/2018	1.450	1.507	1.551	0.101	15.713	28/07/2018	1.450	1.493	1.547	0.000	0.014	0.004
29/07/2018	1.491	1.560	1.589	0.098	15.751	29/07/2018	1.491	1.539	1.584	0.000	0.021	0.005
30/07/2018	1.540	1.576	1.597	0.057	15.759	30/07/2018	1.577	1.585	1.597	-0.037	0.009	0.000
31/07/2018	1.528	1.547	1.561	0.033	15.723	31/07/2018	1.540	1.554	1.584	-0.012	0.007	-0.023
01/08/2018	1.530	1.558	1.578	0.048	15.740	01/08/2018	1.528	1.552	1.578	0.002	0.006	0.000
02/08/2018	1.518	1.543	1.559	0.041	15.721	02/08/2018	1.542	1.552	1.578	-0.024	0.009	-0.019
03/08/2018	1.543	1.561	1.580	0.037	15.742	03/08/2018	1.518	1.550	1.577	0.025	0.011	0.003
04/08/2018	1.532	1.549	1.564	0.032	15.726	04/08/2018	1.532	1.553	1.580	0.000	0.004	-0.016
05/08/2018	1.546	1.563	1.580	0.034	15.742	05/08/2018	1.538	1.558	1.580	0.008	0.005	0.000
06/08/2018	1.557	1.577	1.602	0.045	15.764	06/08/2018	1.553	1.570	1.602	0.004	0.007	0.000
07/08/2018	1.585	1.609	1.632	0.047	15.794	07/08/2018	1.574	1.602	1.632	0.011	0.007	0.000
08/08/2018	1.539	1.573	1.599	0.060	15.761	08/08/2018	1.574	1.590	1.627	-0.035	0.017	-0.028
09/08/2018	1.545	1.564	1.580	0.035	15.742	09/08/2018	1.539	1.559	1.581	0.006	0.005	-0.001
10/08/2018	1.548	1.571	1.594	0.046	15.756	10/08/2018	1.558	1.569	1.593	-0.010	0.002	0.001
11/08/2018	1.507	1.546	1.560	0.053	15.722	11/08/2018	1.547	1.561	1.594	-0.040	0.015	-0.034
12/08/2018	1.508	1.522	1.538	0.030	15.700	12/08/2018	1.507	1.524	1.559	0.001	0.002	-0.021
13/08/2018	1.536	1.557	1.578	0.042	15.740	13/08/2018	1.519	1.546	1.578	0.017	0.011	0.000
14/08/2018	1.507	1.542	1.568	0.061	15.730	14/08/2018	1.539	1.553	1.574	-0.032	0.011	-0.006

15/08/2018	1.501	1.515	1.532	0.031	15.694	15/08/2018	1.507	1.521	1.542	-0.006	0.006	-0.010
16/08/2018	1.500	1.518	1.548	0.048	15.710	16/08/2018	1.500	1.512	1.545	0.000	0.006	0.003
17/08/2018	1.505	1.550	1.573	0.068	15.735	17/08/2018	1.512	1.547	1.573	-0.007	0.003	0.000
18/08/2018	1.479	1.511	1.537	0.058	15.699	18/08/2018	1.479	1.517	1.564	0.000	0.006	-0.027
19/08/2018	1.504	1.529	1.561	0.057	15.723	19/08/2018	1.504	1.521	1.546	0.000	0.008	0.015
20/08/2018	1.553	1.608	1.641	0.088	15.803	20/08/2018	1.531	1.583	1.641	0.022	0.025	0.000
21/08/2018	1.548	1.591	1.612	0.064	15.774	21/08/2018	1.589	1.605	1.634	-0.041	0.014	-0.022
22/08/2018	1.564	1.584	1.621	0.057	15.783	22/08/2018	1.548	1.577	1.606	0.016	0.007	0.015
23/08/2018	1.572	1.613	1.650	0.078	15.812	23/08/2018	1.579	1.614	1.650	-0.007	0.001	0.000
24/08/2018	1.574	1.591	1.618	0.044	15.780	24/08/2018	1.572	1.590	1.629	0.002	0.001	-0.011
25/08/2018	1.570	1.583	1.591	0.021	15.753	25/08/2018	1.579	1.588	1.614	-0.009	0.005	-0.023
26/08/2018	1.541	1.577	1.596	0.055	15.758	26/08/2018	1.570	1.583	1.596	-0.029	0.006	0.000
27/08/2018	1.544	1.559	1.576	0.032	15.738	27/08/2018	1.541	1.559	1.596	0.003	0.000	-0.020
28/08/2018	1.538	1.557	1.572	0.034	15.734	28/08/2018	1.553	1.564	1.576	-0.015	0.007	-0.004
29/08/2018	1.507	1.537	1.553	0.046	15.715	29/08/2018	1.538	1.547	1.568	-0.031	0.010	-0.015
30/08/2018	1.495	1.506	1.516	0.021	15.678	30/08/2018	1.503	1.512	1.544	-0.008	0.006	-0.028
31/08/2018	1.474	1.490	1.503	0.029	15.665	31/08/2018	1.485	1.499	1.515	-0.011	0.009	-0.012
01/09/2018	1.474	1.487	1.502	0.028	15.664	01/09/2018	1.474	1.484	1.502	0.000	0.003	0.000
02/09/2018	1.451	1.466	1.480	0.029	15.642	02/09/2018	1.451	1.474	1.498	0.000	0.008	-0.018
03/09/2018	1.434	1.452	1.466	0.032	15.628	03/09/2018	1.452	1.461	1.476	-0.018	0.009	-0.010
04/09/2018	1.419	1.436	1.450	0.031	15.612	04/09/2018	1.433	1.441	1.458	-0.014	0.005	-0.008
05/09/2018	1.417	1.423	1.433	0.016	15.595	05/09/2018	1.417	1.426	1.450	0.000	0.003	-0.017
06/09/2018	1.418	1.428	1.437	0.019	15.599	06/09/2018	1.418	1.425	1.433	0.000	0.003	0.004
07/09/2018	1.426	1.437	1.450	0.024	15.612	07/09/2018	1.429	1.437	1.450	-0.003	0.000	0.000
08/09/2018	1.419	1.441	1.459	0.040	15.621	08/09/2018	1.426	1.441	1.459	-0.007	0.000	0.000

09/09/2018	1.378	1.408	1.454	0.076	15.616	09/09/2018	1.378	1.414	1.459	0.000	0.006	-0.005
10/09/2018	1.452	1.573	1.641	0.189	15.803	10/09/2018	1.400	1.502	1.641	0.052	0.071	0.000
11/09/2018	1.605	1.642	1.674	0.069	15.836	11/09/2018	1.590	1.620	1.659	0.015	0.022	0.015
12/09/2018	1.668	1.711	1.743	0.075	15.905	12/09/2018	1.650	1.687	1.739	0.018	0.024	0.004
13/09/2018	1.727	1.744	1.764	0.037	15.926	13/09/2018	1.712	1.738	1.764	0.015	0.006	0.000
14/09/2018	1.730	1.750	1.763	0.033	15.925	14/09/2018	1.727	1.745	1.763	0.003	0.005	0.000
15/09/2018	1.685	1.749	1.777	0.092	15.939	15/09/2018	1.744	1.762	1.777	-0.059	0.013	0.000
16/09/2018	1.684	1.732	1.772	0.088	15.934	16/09/2018	1.684	1.721	1.768	0.000	0.011	0.004
17/09/2018	1.764	1.827	1.981	0.217	16.143	17/09/2018	1.730	1.771	1.829	0.034	0.056	0.152
18/09/2018	1.931	1.978	2.016	0.085	16.178	18/09/2018	1.819	1.956	2.016	0.112	0.022	0.000
19/09/2018	1.938	2.040	2.118	0.180	16.280	19/09/2018	1.931	1.984	2.081	0.007	0.056	0.037
20/09/2018	2.004	2.098	2.146	0.142	16.308	20/09/2018	2.079	2.113	2.146	-0.075	0.015	0.000
21/09/2018	1.883	1.950	2.005	0.122	16.167	21/09/2018	1.949	2.006	2.128	-0.066	0.056	-0.123
22/09/2018	1.845	1.886	1.920	0.075	16.082	22/09/2018	1.882	1.905	1.951	-0.037	0.019	-0.031
23/09/2018	1.746	1.793	1.854	0.108	16.016	23/09/2018	1.781	1.832	1.893	-0.035	0.039	-0.039
24/09/2018	1.732	1.748	1.762	0.030	15.924	24/09/2018	1.732	1.753	1.783	0.000	0.005	-0.021
25/09/2018	1.688	1.718	1.756	0.068	15.918	25/09/2018	1.712	1.736	1.757	-0.024	0.018	-0.001
26/09/2018	1.707	1.744	1.779	0.072	15.941	26/09/2018	1.688	1.722	1.778	0.019	0.022	0.001
27/09/2018	1.744	1.761	1.780	0.036	15.942	27/09/2018	1.744	1.759	1.779	0.000	0.002	0.001
28/09/2018	1.708	1.757	1.782	0.074	15.944	28/09/2018	1.753	1.768	1.782	-0.045	0.011	0.000
29/09/2018	1.626	1.692	1.722	0.096	15.884	29/09/2018	1.699	1.719	1.767	-0.073	0.027	-0.045
30/09/2018	1.617	1.629	1.645	0.028	15.807	30/09/2018	1.621	1.643	1.699	-0.004	0.014	-0.054
01/10/2018	1.614	1.655	1.679	0.065	15.841	01/10/2018	1.617	1.646	1.679	-0.003	0.009	0.000
02/10/2018	1.606	1.636	1.655	0.049	15.817	02/10/2018	1.606	1.638	1.670	0.000	0.002	-0.015
03/10/2018	1.641	1.663	1.687	0.046	15.849	03/10/2018	1.641	1.656	1.687	0.000	0.007	0.000
04/10/2018	1.663	1.712	1.753	0.090	15.915	04/10/2018	1.655	1.685	1.728	0.008	0.027	0.025
05/10/2018	1.748	1.770	1.794	0.046	15.956	05/10/2018	1.725	1.756	1.794	0.023	0.014	0.000

06/10/2018	1.751	1.769	1.785	0.034	15.947	06/10/2018	1.759	1.773	1.787	-0.008	0.004	-0.002
07/10/2018	1.720	1.766	1.821	0.101	15.983	07/10/2018	1.720	1.750	1.779	0.000	0.016	0.042
08/10/2018	1.805	1.845	1.965	0.160	16.127	08/10/2018	1.777	1.815	1.844	0.028	0.030	0.121
09/10/2018	1.965	2.087	2.139	0.174	16.301	09/10/2018	1.836	1.994	2.124	0.129	0.093	0.015
10/10/2018	2.106	2.149	2.184	0.078	16.346	10/10/2018	2.121	2.150	2.184	-0.015	0.001	0.000
11/10/2018	1.911	2.016	2.110	0.199	16.272	11/10/2018	2.000	2.078	2.158	-0.089	0.062	-0.048
12/10/2018	1.853	1.885	1.978	0.125	16.140	12/10/2018	1.868	1.924	2.007	-0.015	0.039	-0.029
13/10/2018	1.869	1.931	1.997	0.128	16.159	13/10/2018	1.853	1.888	1.950	0.016	0.043	0.047
14/10/2018	1.937	2.010	2.064	0.127	16.226	14/10/2018	1.950	2.013	2.064	-0.013	0.003	0.000
15/10/2018	1.836	1.893	1.938	0.102	16.100	15/10/2018	1.898	1.933	2.007	-0.062	0.040	-0.069
16/10/2018	1.746	1.791	1.856	0.110	16.018	16/10/2018	1.791	1.830	1.901	-0.045	0.039	-0.045
17/10/2018	1.741	1.756	1.770	0.029	15.932	17/10/2018	1.746	1.759	1.788	-0.005	0.003	-0.018
18/10/2018	1.720	1.745	1.761	0.041	15.923	18/10/2018	1.741	1.752	1.761	-0.021	0.007	0.000
19/10/2018	1.701	1.725	1.754	0.053	15.916	19/10/2018	1.705	1.729	1.754	-0.004	0.004	0.000
20/10/2018	1.672	1.689	1.701	0.029	15.863	20/10/2018	1.672	1.701	1.747	0.000	0.012	-0.046
21/10/2018	1.628	1.661	1.698	0.070	15.860	21/10/2018	1.645	1.678	1.699	-0.017	0.017	-0.001
22/10/2018	1.584	1.626	1.650	0.066	15.812	22/10/2018	1.618	1.639	1.657	-0.034	0.013	-0.007
23/10/2018	1.595	1.617	1.653	0.058	15.815	23/10/2018	1.584	1.613	1.634	0.011	0.004	0.019
24/10/2018	1.628	1.645	1.662	0.034	15.824	24/10/2018	1.603	1.637	1.658	0.025	0.008	0.004
25/10/2018	1.659	1.695	1.742	0.083	15.904	25/10/2018	1.633	1.669	1.718	0.026	0.026	0.024
26/10/2018	1.728	1.742	1.754	0.026	15.916	26/10/2018	1.696	1.731	1.754	0.032	0.011	0.000
27/10/2018	1.682	1.713	1.745	0.063	15.907	27/10/2018	1.698	1.729	1.754	-0.016	0.016	-0.009
28/10/2018	1.632	1.664	1.682	0.050	15.844	28/10/2018	1.656	1.680	1.714	-0.024	0.016	-0.032
29/10/2018	1.609	1.631	1.645	0.036	15.807	29/10/2018	1.630	1.643	1.671	-0.021	0.012	-0.026

30/10/2018	1.621	1.655	1.682	0.061	15.844	30/10/2018	1.609	1.640	1.680	0.012	0.015	0.002
31/10/2018	1.628	1.642	1.655	0.027	15.817	31/10/2018	1.639	1.651	1.682	-0.011	0.009	-0.027
01/11/2018	1.622	1.642	1.658	0.036	15.820	01/11/2018	1.622	1.639	1.655	0.000	0.003	0.003
02/11/2018	1.658	1.693	1.724	0.066	15.886	02/11/2018	1.639	1.671	1.713	0.019	0.022	0.011
03/11/2018	1.722	1.760	1.784	0.062	15.946	03/11/2018	1.699	1.737	1.782	0.023	0.023	0.002
04/11/2018	1.749	1.773	1.790	0.041	15.952	04/11/2018	1.749	1.768	1.790	0.000	0.005	0.000
05/11/2018	1.741	1.771	1.790	0.049	15.952	05/11/2018	1.762	1.779	1.790	-0.021	0.008	0.000
06/11/2018	1.692	1.724	1.749	0.057	15.911	06/11/2018	1.723	1.747	1.782	-0.031	0.023	-0.033
07/11/2018	1.683	1.696	1.710	0.027	15.872	07/11/2018	1.686	1.699	1.726	-0.003	0.003	-0.016
08/11/2018	1.683	1.711	1.732	0.049	15.894	08/11/2018	1.683	1.707	1.732	0.000	0.004	0.000
09/11/2018	1.653	1.679	1.697	0.044	15.859	09/11/2018	1.671	1.691	1.721	-0.018	0.012	-0.024
10/11/2018	1.667	1.711	1.741	0.074	15.903	10/11/2018	1.653	1.688	1.731	0.014	0.023	0.010
11/11/2018	1.703	1.732	1.749	0.046	15.911	11/11/2018	1.721	1.734	1.749	-0.018	0.002	0.000
12/11/2018	1.649	1.689	1.707	0.058	15.869	12/11/2018	1.690	1.710	1.747	-0.041	0.021	-0.040
13/11/2018	1.570	1.624	1.658	0.088	15.820	13/11/2018	1.628	1.653	1.691	-0.058	0.029	-0.033
14/11/2018	1.580	1.592	1.610	0.030	15.772	14/11/2018	1.570	1.594	1.635	0.010	0.002	-0.025
15/11/2018	1.571	1.587	1.623	0.052	15.785	15/11/2018	1.571	1.590	1.623	0.000	0.003	0.000
16/11/2018	1.578	1.602	1.633	0.055	15.795	16/11/2018	1.573	1.596	1.633	0.005	0.006	0.000
17/11/2018	1.540	1.566	1.585	0.045	15.747	17/11/2018	1.564	1.582	1.627	-0.024	0.016	-0.042
18/11/2018	1.518	1.542	1.557	0.039	15.719	18/11/2018	1.533	1.549	1.576	-0.015	0.007	-0.019
19/11/2018	1.517	1.530	1.546	0.029	15.708	19/11/2018	1.517	1.532	1.557	0.000	0.002	-0.011
20/11/2018	1.487	1.536	1.573	0.086	15.735	20/11/2018	1.509	1.535	1.565	-0.022	0.001	0.008
21/11/2018	1.503	1.540	1.562	0.059	15.724	21/11/2018	1.487	1.537	1.573	0.016	0.003	-0.011
22/11/2018	1.548	1.589	1.624	0.076	15.786	22/11/2018	1.529	1.565	1.619	0.019	0.024	0.005
23/11/2018	1.572	1.597	1.616	0.044	15.778	23/11/2018	1.586	1.603	1.624	-0.014	0.006	-0.008

24/11/2018	1.572	1.579	1.587	0.015	15.749	24/11/2018	1.572	1.583	1.614	0.000	0.004	-0.027
25/11/2018	1.546	1.575	1.595	0.049	15.757	25/11/2018	1.572	1.582	1.595	-0.026	0.007	0.000
26/11/2018	1.571	1.610	1.627	0.056	15.789	26/11/2018	1.546	1.589	1.627	0.025	0.021	0.000
27/11/2018	1.538	1.599	1.620	0.082	15.782	27/11/2018	1.599	1.612	1.623	-0.061	0.013	-0.003
28/11/2018	1.534	1.562	1.581	0.047	15.743	28/11/2018	1.534	1.566	1.603	0.000	0.004	-0.022
29/11/2018	1.571	1.624	1.703	0.132	15.865	29/11/2018	1.561	1.591	1.626	0.010	0.033	0.077
30/11/2018	1.703	1.801	1.880	0.177	16.042	30/11/2018	1.617	1.726	1.817	0.086	0.075	0.063
01/12/2018	1.880	1.910	1.937	0.057	16.099	01/12/2018	1.817	1.889	1.935	0.063	0.021	0.002
02/12/2018	1.776	1.843	1.884	0.108	16.046	02/12/2018	1.847	1.882	1.937	-0.071	0.039	-0.053
03/12/2018	1.765	1.781	1.799	0.034	15.961	03/12/2018	1.767	1.790	1.847	-0.002	0.009	-0.048
04/12/2018	1.702	1.740	1.765	0.063	15.927	04/12/2018	1.739	1.763	1.792	-0.037	0.023	-0.027
05/12/2018	1.695	1.725	1.752	0.057	15.914	05/12/2018	1.695	1.719	1.749	0.000	0.006	0.003
06/12/2018	1.696	1.719	1.742	0.046	15.904	06/12/2018	1.709	1.726	1.752	-0.013	0.007	-0.010
07/12/2018	1.705	1.765	1.819	0.114	15.981	07/12/2018	1.696	1.732	1.807	0.009	0.033	0.012
08/12/2018	1.818	1.872	1.902	0.084	16.064	08/12/2018	1.792	1.842	1.902	0.026	0.030	0.000
09/12/2018	1.823	1.866	1.900	0.077	16.062	09/12/2018	1.858	1.879	1.900	-0.035	0.013	0.000
10/12/2018	1.766	1.810	1.835	0.069	15.997	10/12/2018	1.813	1.833	1.891	-0.047	0.023	-0.056
11/12/2018	1.749	1.771	1.785	0.036	15.947	11/12/2018	1.766	1.781	1.820	-0.017	0.010	-0.035
12/12/2018	1.659	1.718	1.753	0.094	15.915	12/12/2018	1.723	1.745	1.774	-0.064	0.027	-0.021
13/12/2018	1.632	1.656	1.673	0.041	15.835	13/12/2018	1.640	1.672	1.721	-0.008	0.016	-0.048
14/12/2018	1.604	1.655	1.688	0.084	15.850	14/12/2018	1.632	1.660	1.688	-0.028	0.005	0.000
15/12/2018	1.570	1.635	1.671	0.101	15.833	15/12/2018	1.570	1.625	1.665	0.000	0.010	0.006
16/12/2018	1.659	1.698	1.726	0.067	15.888	16/12/2018	1.640	1.676	1.711	0.019	0.022	0.015
17/12/2018	1.725	1.747	1.766	0.041	15.928	17/12/2018	1.709	1.735	1.765	0.016	0.012	0.001
18/12/2018	1.746	1.845	1.902	0.156	16.064	18/12/2018	1.727	1.794	1.902	0.019	0.051	0.000

19/12/2018	1.803	1.842	1.871	0.068	16.033	19/12/2018	1.840	1.865	1.900	-0.037	0.023	-0.029
20/12/2018	1.731	1.785	1.817	0.086	15.979	20/12/2018	1.783	1.812	1.842	-0.052	0.027	-0.025
21/12/2018	1.712	1.738	1.750	0.038	15.912	21/12/2018	1.729	1.745	1.781	-0.017	0.007	-0.031
22/12/2018	1.703	1.713	1.721	0.018	15.883	22/12/2018	1.703	1.719	1.742	0.000	0.006	-0.021
23/12/2018	1.706	1.716	1.728	0.022	15.890	23/12/2018	1.709	1.717	1.728	-0.003	0.001	0.000
24/12/2018	1.667	1.702	1.719	0.052	15.881	24/12/2018	1.700	1.711	1.726	-0.033	0.009	-0.007
25/12/2018	1.654	1.682	1.707	0.053	15.869	25/12/2018	1.664	1.689	1.713	-0.010	0.007	-0.006
26/12/2018	1.627	1.643	1.659	0.032	15.821	26/12/2018	1.637	1.661	1.704	-0.010	0.018	-0.045
27/12/2018	1.630	1.663	1.697	0.067	15.859							
28/12/2018	1.652	1.694	1.726	0.074	15.888							
29/12/2018	1.687	1.745	1.785	0.098	15.947							
30/12/2018	1.700	1.734	1.749	0.049	15.911	30/12/2018	1.739	1.744	1.749	-0.039	0.010	0.000
31/12/2018	1.687	1.699	1.713	0.026	15.875	31/12/2018	1.692	1.709	1.740	-0.005	0.010	-0.027
01/01/2019	1.691	1.710	1.731	0.040	15.893	01/01/2019	1.687	1.702	1.728	0.004	0.008	0.003
02/01/2019	1.699	1.715	1.737	0.038	15.899	02/01/2019	1.701	1.716	1.737	-0.002	0.001	0.000
03/01/2019	1.690	1.719	1.750	0.060	15.912	03/01/2019	1.695	1.719	1.750	-0.005	0.000	0.000
04/01/2019	1.639	1.676	1.693	0.054	15.855	04/01/2019	1.676	1.694	1.742	-0.037	0.018	-0.049
05/01/2019	1.636	1.673	1.697	0.061	15.859	05/01/2019	1.636	1.666	1.693	0.000	0.007	0.004
06/01/2019	1.643	1.678	1.712	0.069	15.874	06/01/2019	1.654	1.681	1.712	-0.011	0.003	0.000
07/01/2019	1.632	1.653	1.678	0.046	15.840	07/01/2019	1.632	1.660	1.704	0.000	0.007	-0.026
08/01/2019	1.650	1.688	1.721	0.071	15.883	08/01/2019	1.636	1.670	1.718	0.014	0.018	0.003
09/01/2019	1.690	1.716	1.737	0.047	15.899	09/01/2019	1.687	1.707	1.728	0.003	0.009	0.009
10/01/2019	1.727	1.763	1.780	0.053	15.942	10/01/2019	1.723	1.755	1.780	0.004	0.008	0.000
11/01/2019	1.680	1.727	1.750	0.070	15.912	11/01/2019	1.727	1.741	1.776	-0.047	0.014	-0.026

12/01/2019	1.652	1.686	1.722	0.070	15.884	12/01/2019	1.670	1.696	1.742	-0.018	0.010	-0.020
13/01/2019	1.654	1.694	1.737	0.083	15.899	13/01/2019	1.652	1.682	1.722	0.002	0.012	0.015
14/01/2019	1.736	1.781	1.805	0.069	15.967	14/01/2019	1.704	1.752	1.805	0.032	0.029	0.000
15/01/2019	1.804	1.832	1.849	0.045	16.011	15/01/2019	1.787	1.817	1.847	0.017	0.015	0.002
16/01/2019	1.810	1.847	1.881	0.071	16.043	16/01/2019	1.821	1.848	1.881	-0.011	0.001	0.000
17/01/2019	1.776	1.803	1.818	0.042	15.980	17/01/2019	1.802	1.818	1.852	-0.026	0.015	-0.034
18/01/2019	1.740	1.763	1.779	0.039	15.941	18/01/2019	1.761	1.778	1.809	-0.021	0.015	-0.030
19/01/2019	1.717	1.751	1.777	0.060	15.939	19/01/2019	1.740	1.755	1.777	-0.023	0.004	0.000
20/01/2019	1.684	1.702	1.717	0.033	15.879	20/01/2019	1.696	1.720	1.771	-0.012	0.018	-0.054
21/01/2019	1.618	1.642	1.692	0.074	15.854	21/01/2019	1.625	1.669	1.705	-0.007	0.027	-0.013
22/01/2019	1.616	1.642	1.672	0.056	15.834	22/01/2019	1.616	1.634	1.672	0.000	0.008	0.000
23/01/2019	1.627	1.651	1.681	0.054	15.843	23/01/2019	1.626	1.649	1.681	0.001	0.002	0.000
24/01/2019	1.632	1.660	1.682	0.050	15.844	24/01/2019	1.630	1.659	1.682	0.002	0.001	0.000
25/01/2019	1.641	1.684	1.772	0.131	15.934	25/01/2019	1.641	1.658	1.699	0.000	0.026	0.073
26/01/2019	1.772	1.887	1.934	0.162	16.096	26/01/2019	1.698	1.817	1.932	0.074	0.070	0.002
27/01/2019	1.848	1.865	1.880	0.032	16.042	27/01/2019	1.855	1.883	1.934	-0.007	0.018	-0.054
28/01/2019	1.794	1.834	1.863	0.069	16.025	28/01/2019	1.829	1.851	1.873	-0.035	0.017	-0.010
29/01/2019	1.724	1.779	1.801	0.077	15.963	29/01/2019	1.787	1.803	1.840	-0.063	0.024	-0.039
30/01/2019	1.690	1.715	1.728	0.038	15.890	30/01/2019	1.714	1.732	1.792	-0.024	0.017	-0.064
31/01/2019	1.639	1.677	1.694	0.055	15.856	31/01/2019	1.684	1.696	1.722	-0.045	0.019	-0.028
01/02/2019	1.614	1.639	1.653	0.039	15.815	01/02/2019	1.627	1.647	1.684	-0.013	0.008	-0.031
02/02/2019	1.580	1.621	1.646	0.066	15.808	02/02/2019	1.608	1.627	1.652	-0.028	0.006	-0.006
03/02/2019	1.534	1.555	1.584	0.050	15.746	03/02/2019	1.545	1.581	1.644	-0.011	0.026	-0.060
04/02/2019	1.535	1.559	1.580	0.045	15.742	04/02/2019	1.534	1.549	1.573	0.001	0.010	0.007

05/02/2019	1.574	1.602	1.641	0.067	15.803	05/02/2019	1.565	1.585	1.611	0.009	0.017	0.030
06/02/2019	1.636	1.723	1.786	0.150	15.948	06/02/2019	1.599	1.668	1.759	0.037	0.055	0.027
07/02/2019	1.776	1.806	1.832	0.056	15.994	07/02/2019	1.756	1.791	1.832	0.020	0.015	0.000
08/02/2019	1.761	1.871	1.979	0.218	16.141	08/02/2019	1.761	1.816	1.910	0.000	0.055	0.069
09/02/2019	1.929	1.961	1.984	0.055	16.146	09/02/2019	1.912	1.963	1.984	0.017	0.002	0.000
10/02/2019	1.860	1.898	1.933	0.073	16.095	10/02/2019	1.894	1.924	1.962	-0.034	0.026	-0.029
11/02/2019	1.789	1.842	1.890	0.101	16.052	11/02/2019	1.841	1.867	1.896	-0.052	0.025	-0.006
12/02/2019	1.754	1.778	1.794	0.040	15.956	12/02/2019	1.765	1.793	1.837	-0.011	0.015	-0.043
13/02/2019	1.701	1.747	1.782	0.081	15.944	13/02/2019	1.749	1.766	1.787	-0.048	0.019	-0.005
14/02/2019	1.731	1.752	1.770	0.039	15.932	14/02/2019	1.701	1.741	1.770	0.030	0.011	0.000
15/02/2019	1.720	1.746	1.773	0.053	15.935	15/02/2019	1.720	1.749	1.765	0.000	0.003	0.008
16/02/2019	1.773	1.823	1.855	0.082	16.017	16/02/2019	1.730	1.798	1.855	0.043	0.025	0.000
17/02/2019	1.732	1.768	1.794	0.062	15.956	17/02/2019	1.761	1.791	1.847	-0.029	0.023	-0.053
18/02/2019	1.742	1.784	1.813	0.071	15.975	18/02/2019	1.732	1.762	1.810	0.010	0.022	0.003
19/02/2019	1.763	1.818	1.855	0.092	16.017	19/02/2019	1.806	1.819	1.855	-0.043	0.001	0.000
20/02/2019	1.766	1.786	1.805	0.039	15.967	20/02/2019	1.763	1.792	1.845	0.003	0.006	-0.040
21/02/2019	1.677	1.771	1.807	0.130	15.969	21/02/2019	1.778	1.791	1.807	-0.101	0.020	0.000
22/02/2019	1.616	1.664	1.696	0.080	15.858	22/02/2019	1.662	1.701	1.798	-0.046	0.037	-0.102
23/02/2019	1.595	1.624	1.649	0.054	15.811	23/02/2019	1.595	1.626	1.674	0.000	0.002	-0.025
24/02/2019	1.615	1.631	1.643	0.028	15.805	24/02/2019	1.615	1.632	1.648	0.000	0.001	-0.005
25/02/2019	1.599	1.626	1.641	0.042	15.803	25/02/2019	1.621	1.633	1.641	-0.022	0.007	0.000
26/02/2019	1.584	1.607	1.622	0.038	15.784	26/02/2019	1.584	1.608	1.636	0.000	0.001	-0.014
27/02/2019	1.602	1.629	1.648	0.046	15.810	27/02/2019	1.602	1.617	1.647	0.000	0.012	0.001
28/02/2019	1.638	1.666	1.689	0.051	15.851	28/02/2019	1.635	1.653	1.689	0.003	0.013	0.000

01/03/2019	1.662	1.674	1.689	0.027	15.851	01/03/2019	1.662	1.671	1.686	0.000	0.003	0.003
02/03/2019	1.662	1.682	1.724	0.062	15.886	02/03/2019	1.662	1.675	1.689	0.000	0.007	0.035
03/03/2019	1.724	1.822	1.870	0.146	16.032	03/03/2019	1.666	1.762	1.870	0.058	0.060	0.000
04/03/2019	1.807	1.832	1.846	0.039	16.008	04/03/2019	1.826	1.844	1.869	-0.019	0.012	-0.023
05/03/2019	1.744	1.789	1.808	0.064	15.970	05/03/2019	1.787	1.808	1.839	-0.043	0.019	-0.031
06/03/2019	1.739	1.763	1.783	0.044	15.945	06/03/2019	1.739	1.763	1.799	0.000	0.000	-0.016
07/03/2019	1.745	1.784	1.859	0.114	16.021	07/03/2019	1.745	1.769	1.783	0.000	0.015	0.076
08/03/2019	1.707	1.808	1.868	0.161	16.030	08/03/2019	1.770	1.830	1.868	-0.063	0.022	0.000
09/03/2019	1.689	1.727	1.773	0.084	15.935	09/03/2019	1.689	1.724	1.799	0.000	0.003	-0.026
10/03/2019	1.665	1.734	1.777	0.112	15.939	10/03/2019	1.737	1.760	1.777	-0.072	0.026	0.000
11/03/2019	1.651	1.678	1.729	0.078	15.891	11/03/2019	1.651	1.677	1.738	0.000	0.001	-0.009
12/03/2019	1.729	1.814	1.897	0.168	16.059	12/03/2019	1.668	1.745	1.852	0.061	0.069	0.045
13/03/2019	1.884	1.901	1.929	0.045	16.091	13/03/2019	1.850	1.886	1.898	0.034	0.015	0.031
14/03/2019	1.925	1.958	1.986	0.061	16.148	14/03/2019	1.893	1.936	1.986	0.032	0.022	0.000
15/03/2019	1.934	1.954	1.976	0.042	16.138	15/03/2019	1.934	1.957	1.984	0.000	0.003	-0.008
16/03/2019	1.852	1.932	1.976	0.124	16.138	16/03/2019	1.935	1.958	1.976	-0.083	0.026	0.000
17/03/2019	1.831	1.864	1.906	0.075	16.068	17/03/2019	1.831	1.868	1.954	0.000	0.004	-0.048
18/03/2019	1.845	1.895	1.918	0.073	16.080	18/03/2019	1.871	1.898	1.918	-0.026	0.003	0.000
19/03/2019	1.838	1.846	1.869	0.031	16.031	19/03/2019	1.838	1.857	1.903	0.000	0.011	-0.034
20/03/2019	1.857	1.872	1.890	0.033	16.052	20/03/2019	1.841	1.866	1.890	0.016	0.006	0.000
21/03/2019	1.854	1.913	1.963	0.109	16.125	21/03/2019	1.857	1.900	1.963	-0.003	0.013	0.000
22/03/2019	1.834	1.855	1.873	0.039	16.035	22/03/2019	1.845	1.874	1.933	-0.011	0.019	-0.060
23/03/2019	1.794	1.839	1.869	0.075	16.031	23/03/2019	1.816	1.845	1.869	-0.022	0.006	0.000
24/03/2019	1.776	1.795	1.805	0.029	15.967	24/03/2019	1.776	1.809	1.856	0.000	0.014	-0.051
25/03/2019	1.787	1.821	1.862	0.075	16.024	25/03/2019	1.787	1.804	1.862	0.000	0.017	0.000
26/03/2019	1.784	1.801	1.821	0.037	15.983	26/03/2019	1.794	1.818	1.861	-0.010	0.017	-0.040

27/03/2019	1.760	1.790	1.811	0.051	15.973	27/03/2019	1.783	1.794	1.811	-0.023	0.004	0.000
28/03/2019	1.726	1.750	1.770	0.044	15.932	28/03/2019	1.742	1.764	1.807	-0.016	0.014	-0.037
29/03/2019	1.673	1.698	1.729	0.056	15.891	29/03/2019	1.673	1.715	1.760	0.000	0.017	-0.031
30/03/2019	1.688	1.705	1.722	0.034	15.884	30/03/2019	1.688	1.701	1.721	0.000	0.004	0.001
31/03/2019	1.679	1.692	1.702	0.023	15.864	31/03/2019	1.687	1.700	1.722	-0.008	0.008	-0.020
01/04/2019	1.629	1.654	1.691	0.062	15.853	01/04/2019	1.649	1.674	1.696	-0.020	0.020	-0.005
02/04/2019	1.569	1.614	1.643	0.074	15.805	02/04/2019	1.614	1.632	1.646	-0.045	0.018	-0.003
03/04/2019	1.580	1.731	1.798	0.218	15.960	03/04/2019	1.569	1.652	1.791	0.011	0.079	0.007
04/04/2019	1.718	1.777	1.812	0.094	15.974	04/04/2019	1.785	1.797	1.812	-0.067	0.020	0.000
05/04/2019	1.725	1.761	1.802	0.077	15.964	05/04/2019	1.718	1.751	1.802	0.007	0.010	0.000
06/04/2019	1.771	1.802	1.834	0.063	15.996	06/04/2019	1.759	1.796	1.834	0.012	0.006	0.000
07/04/2019	1.753	1.779	1.806	0.053	15.968	07/04/2019	1.753	1.781	1.820	0.000	0.002	-0.014
08/04/2019	1.719	1.750	1.774	0.055	15.936	08/04/2019	1.751	1.769	1.800	-0.032	0.019	-0.026
09/04/2019	1.671	1.699	1.724	0.053	15.886	09/04/2019	1.698	1.718	1.749	-0.027	0.019	-0.025
10/04/2019	1.669	1.685	1.709	0.040	15.871	10/04/2019	1.669	1.684	1.709	0.000	0.001	0.000
11/04/2019	1.622	1.656	1.675	0.053	15.837	11/04/2019	1.622	1.671	1.701	0.000	0.015	-0.026
12/04/2019	1.530	1.604	1.640	0.110	15.802	12/04/2019	1.614	1.636	1.660	-0.084	0.032	-0.020
13/04/2019	1.420	1.492	1.536	0.116	15.698	13/04/2019	1.499	1.535	1.613	-0.079	0.043	-0.077
14/04/2019	1.393	1.413	1.427	0.034	15.589	14/04/2019	1.407	1.430	1.500	-0.014	0.017	-0.073
15/04/2019	1.391	1.408	1.449	0.058	15.611	15/04/2019	1.391	1.404	1.422	0.000	0.004	0.027
16/04/2019	1.449	1.491	1.509	0.060	15.671	16/04/2019	1.407	1.463	1.509	0.042	0.028	0.000
17/04/2019	1.499	1.524	1.541	0.042	15.703	17/04/2019	1.481	1.507	1.539	0.018	0.017	0.002
18/04/2019	1.511	1.532	1.543	0.032	15.705	18/04/2019	1.531	1.538	1.543	-0.020	0.006	0.000
19/04/2019	1.537	1.545	1.556	0.019	15.718	19/04/2019	1.511	1.537	1.556	0.026	0.008	0.000

20/04/2019	1.544	1.563	1.578	0.034	15.740	20/04/2019	1.537	1.553	1.578	0.007	0.010	0.000
21/04/2019	1.514	1.542	1.573	0.059	15.735	21/04/2019	1.534	1.559	1.577	-0.020	0.017	-0.004
22/04/2019	1.484	1.512	1.532	0.048	15.694	22/04/2019	1.484	1.512	1.541	0.000	0.000	-0.009
23/04/2019	1.475	1.514	1.547	0.072	15.709	23/04/2019	1.513	1.527	1.547	-0.038	0.013	0.000
24/04/2019	1.464	1.528	1.583	0.119	15.745	24/04/2019	1.464	1.501	1.560	0.000	0.027	0.023
25/04/2019	1.555	1.572	1.584	0.029	15.746	25/04/2019	1.549	1.566	1.583	0.006	0.006	0.001
26/04/2019	1.506	1.535	1.577	0.071	15.739	26/04/2019	1.529	1.558	1.584	-0.023	0.023	-0.007
27/04/2019	1.523	1.547	1.563	0.040	15.725	27/04/2019	1.506	1.531	1.563	0.017	0.016	0.000
28/04/2019	1.563	1.594	1.617	0.054	15.779	28/04/2019	1.551	1.581	1.617	0.012	0.013	0.000
29/04/2019	1.551	1.575	1.589	0.038	15.751	29/04/2019	1.579	1.586	1.606	-0.028	0.011	-0.017
30/04/2019	1.542	1.559	1.579	0.037	15.741	30/04/2019	1.551	1.561	1.579	-0.009	0.002	0.000
01/05/2019	1.546	1.555	1.568	0.022	15.730	01/05/2019	1.542	1.554	1.574	0.004	0.001	-0.006
02/05/2019	1.548	1.567	1.589	0.041	15.751	02/05/2019	1.550	1.566	1.587	-0.002	0.001	0.002
03/05/2019	1.568	1.590	1.612	0.044	15.774	03/05/2019	1.548	1.580	1.612	0.020	0.010	0.000
04/05/2019	1.566	1.579	1.593	0.027	15.755	04/05/2019	1.566	1.580	1.612	0.000	0.001	-0.019
05/05/2019	1.562	1.581	1.595	0.033	15.757	05/05/2019	1.576	1.585	1.595	-0.014	0.004	0.000
06/05/2019	1.543	1.564	1.579	0.036	15.741	06/05/2019	1.561	1.572	1.594	-0.018	0.008	-0.015
07/05/2019	1.536	1.548	1.557	0.021	15.719	07/05/2019	1.536	1.550	1.570	0.000	0.002	-0.013
08/05/2019	1.542	1.571	1.605	0.063	15.767	08/05/2019	1.539	1.565	1.605	0.003	0.006	0.000
09/05/2019	1.556	1.582	1.604	0.048	15.766	09/05/2019	1.543	1.579	1.604	0.013	0.003	0.000
10/05/2019	1.541	1.565	1.585	0.044	15.747	10/05/2019	1.556	1.570	1.589	-0.015	0.005	-0.004
11/05/2019	1.530	1.546	1.562	0.032	15.724	11/05/2019	1.530	1.550	1.582	0.000	0.004	-0.020
12/05/2019	1.513	1.524	1.543	0.030	15.705	12/05/2019	1.513	1.534	1.562	0.000	0.010	-0.019
13/05/2019	1.502	1.521	1.540	0.038	15.702	13/05/2019	1.513	1.524	1.540	-0.011	0.003	0.000
14/05/2019	1.492	1.510	1.519	0.027	15.681	14/05/2019	1.492	1.509	1.530	0.000	0.001	-0.011
15/05/2019	1.511	1.519	1.526	0.015	15.688	15/05/2019	1.510	1.518	1.526	0.001	0.001	0.000

16/05/2019	1.464	1.488	1.523	0.059	15.685	16/05/2019	1.485	1.504	1.523	-0.021	0.016	0.000
17/05/2019	1.473	1.490	1.503	0.030	15.665	17/05/2019	1.464	1.487	1.503	0.009	0.003	0.000
18/05/2019	1.484	1.516	1.531	0.047	15.693	18/05/2019	1.473	1.503	1.531	0.011	0.013	0.000
19/05/2019	1.505	1.527	1.543	0.038	15.705	19/05/2019	1.505	1.527	1.543	0.000	0.000	0.000
20/05/2019	1.514	1.527	1.541	0.027	15.703	20/05/2019	1.508	1.523	1.541	0.006	0.004	0.000
21/05/2019	1.541	1.556	1.575	0.034	15.737	21/05/2019	1.525	1.543	1.563	0.016	0.013	0.012
22/05/2019	1.557	1.567	1.579	0.022	15.741	22/05/2019	1.557	1.566	1.576	0.000	0.001	0.003
23/05/2019	1.537	1.556	1.581	0.044	15.743	23/05/2019	1.537	1.563	1.581	0.000	0.007	0.000
24/05/2019	1.554	1.561	1.575	0.021	15.737	24/05/2019	1.543	1.556	1.565	0.011	0.005	0.010
25/05/2019	1.575	1.602	1.636	0.061	15.798	25/05/2019	1.558	1.581	1.608	0.017	0.021	0.028
26/05/2019	1.623	1.680	1.723	0.100	15.885	26/05/2019	1.602	1.648	1.707	0.021	0.032	0.016
27/05/2019	1.716	1.737	1.749	0.033	15.911	27/05/2019	1.696	1.727	1.749	0.020	0.010	0.000
28/05/2019	1.690	1.711	1.726	0.036	15.888	28/05/2019	1.710	1.722	1.741	-0.020	0.011	-0.015
29/05/2019	1.609	1.659	1.693	0.084	15.855	29/05/2019	1.660	1.685	1.712	-0.051	0.026	-0.019
30/05/2019	1.605	1.636	1.659	0.054	15.821	30/05/2019	1.605	1.630	1.664	0.000	0.006	-0.005
31/05/2019	1.655	1.690	1.752	0.097	15.914	31/05/2019	1.641	1.663	1.703	0.014	0.027	0.049
01/06/2019	1.718	1.766	1.798	0.080	15.960	01/06/2019	1.702	1.752	1.798	0.016	0.014	0.000
02/06/2019	1.666	1.689	1.719	0.053	15.881	02/06/2019	1.685	1.720	1.783	-0.019	0.031	-0.064
03/06/2019	1.677	1.699	1.729	0.052	15.891	03/06/2019	1.666	1.688	1.729	0.011	0.011	0.000
04/06/2019	1.688	1.709	1.725	0.037	15.887	04/06/2019	1.692	1.710	1.725	-0.004	0.001	0.000
05/06/2019	1.686	1.744	1.771	0.085	15.933	05/06/2019	1.686	1.720	1.771	0.000	0.024	0.000
06/06/2019	1.761	1.805	1.835	0.074	15.997	06/06/2019	1.761	1.783	1.835	0.000	0.022	0.000
07/06/2019	1.781	1.819	1.846	0.065	16.008	07/06/2019	1.809	1.827	1.846	-0.028	0.008	0.000
08/06/2019	1.721	1.754	1.781	0.060	15.943	08/06/2019	1.755	1.779	1.824	-0.034	0.025	-0.043
09/06/2019	1.606	1.668	1.722	0.116	15.884	09/06/2019	1.666	1.710	1.756	-0.060	0.042	-0.034
10/06/2019	1.535	1.575	1.611	0.076	15.773	10/06/2019	1.567	1.605	1.665	-0.032	0.030	-0.054
11/06/2019	1.462	1.528	1.564	0.102	15.726	11/06/2019	1.535	1.548	1.568	-0.073	0.020	-0.004

12/06/2019	1.364	1.423	1.471	0.107	15.633	12/06/2019	1.398	1.470	1.537	-0.034	0.047	-0.066
13/06/2019	1.373	1.391	1.407	0.034	15.569	13/06/2019	1.364	1.382	1.405	0.009	0.009	0.002
14/06/2019	1.372	1.385	1.407	0.035	15.569	14/06/2019	1.380	1.393	1.407	-0.008	0.008	0.000
15/06/2019	1.363	1.372	1.378	0.015	15.540	15/06/2019	1.370	1.376	1.383	-0.007	0.004	-0.005
16/06/2019	1.309	1.347	1.373	0.064	15.535	16/06/2019	1.354	1.363	1.374	-0.045	0.016	-0.001
17/06/2019	1.305	1.321	1.334	0.029	15.496	17/06/2019	1.305	1.320	1.354	0.000	0.001	-0.020
18/06/2019	1.315	1.341	1.359	0.044	15.521	18/06/2019	1.315	1.330	1.356	0.000	0.011	0.003
19/06/2019	1.357	1.383	1.423	0.066	15.585	19/06/2019	1.352	1.369	1.398	0.005	0.014	0.025
20/06/2019	1.403	1.430	1.454	0.051	15.616	20/06/2019	1.382	1.420	1.454	0.021	0.010	0.000
21/06/2019	1.412	1.432	1.444	0.032	15.606	21/06/2019	1.403	1.425	1.445	0.009	0.007	-0.001
22/06/2019	1.437	1.463	1.485	0.048	15.647	22/06/2019	1.432	1.448	1.468	0.005	0.015	0.017
23/06/2019	1.478	1.495	1.513	0.035	15.675	23/06/2019	1.470	1.489	1.513	0.008	0.006	0.000
24/06/2019	1.505	1.551	1.579	0.074	15.741	24/06/2019	1.481	1.523	1.579	0.024	0.028	0.000
25/06/2019	1.557	1.590	1.609	0.052	15.771	25/06/2019	1.557	1.575	1.603	0.000	0.015	0.006
26/06/2019	1.593	1.617	1.635	0.042	15.797	26/06/2019	1.597	1.609	1.623	-0.004	0.008	0.012
27/06/2019	1.593	1.602	1.609	0.016	15.771	27/06/2019	1.593	1.605	1.630	0.000	0.003	-0.021
28/06/2019	1.602	1.610	1.625	0.023	15.787	28/06/2019	1.597	1.606	1.618	0.005	0.004	0.007
29/06/2019	1.569	1.635	1.723	0.154	15.885	29/06/2019	1.569	1.624	1.703	0.000	0.011	0.020
30/06/2019	1.495	1.550	1.602	0.107	15.764	30/06/2019	1.526	1.593	1.723	-0.031	0.043	-0.121
01/07/2019	1.502	1.550	1.571	0.069	15.733	01/07/2019	1.495	1.536	1.566	0.007	0.014	0.005
02/07/2019	1.557	1.590	1.607	0.050	15.769	02/07/2019	1.557	1.579	1.602	0.000	0.011	0.005
03/07/2019	1.587	1.605	1.629	0.042	15.791	03/07/2019	1.586	1.602	1.629	0.001	0.003	0.000
04/07/2019	1.581	1.600	1.614	0.033	15.776	04/07/2019	1.594	1.606	1.617	-0.013	0.006	-0.003
05/07/2019	1.535	1.572	1.590	0.055	15.752	05/07/2019	1.580	1.587	1.606	-0.045	0.015	-0.016
06/07/2019	1.538	1.561	1.573	0.035	15.735	06/07/2019	1.535	1.557	1.578	0.003	0.004	-0.005
07/07/2019	1.507	1.542	1.565	0.058	15.727	07/07/2019	1.543	1.556	1.570	-0.036	0.014	-0.005
08/07/2019	1.507	1.527	1.542	0.035	15.704	08/07/2019	1.507	1.527	1.552	0.000	0.000	-0.010
09/07/2019	1.524	1.545	1.579	0.055	15.741	09/07/2019	1.513	1.532	1.548	0.011	0.013	0.031
10/07/2019	1.577	1.609	1.641	0.064	15.803	10/07/2019	1.546	1.584	1.624	0.031	0.025	0.017

11/07/2019	1.641	1.666	1.683	0.042	15.845	11/07/2019	1.622	1.653	1.683	0.019	0.013	0.000
12/07/2019	1.623	1.659	1.679	0.056	15.841	12/07/2019	1.649	1.664	1.681	-0.026	0.005	-0.002
13/07/2019	1.589	1.611	1.632	0.043	15.794	13/07/2019	1.602	1.629	1.679	-0.013	0.018	-0.047
14/07/2019	1.542	1.575	1.592	0.050	15.754	14/07/2019	1.579	1.593	1.613	-0.037	0.018	-0.021
15/07/2019	1.537	1.546	1.566	0.029	15.728	15/07/2019	1.537	1.548	1.580	0.000	0.002	-0.014
16/07/2019	1.558	1.565	1.574	0.016	15.736	16/07/2019	1.542	1.558	1.567	0.016	0.007	0.007
17/07/2019	1.548	1.565	1.576	0.028	15.738	17/07/2019	1.558	1.569	1.576	-0.010	0.004	0.000
18/07/2019	1.549	1.559	1.579	0.030	15.741	18/07/2019	1.548	1.556	1.571	0.001	0.003	0.008
19/07/2019	1.576	1.603	1.629	0.053	15.791	19/07/2019	1.559	1.583	1.608	0.017	0.020	0.021
20/07/2019	1.624	1.641	1.666	0.042	15.828	20/07/2019	1.607	1.627	1.651	0.017	0.014	0.015
21/07/2019	1.625	1.677	1.707	0.082	15.869	21/07/2019	1.650	1.676	1.707	-0.025	0.001	0.000
22/07/2019	1.626	1.693	1.745	0.119	15.907	22/07/2019	1.625	1.665	1.725	0.001	0.028	0.020
23/07/2019	1.716	1.747	1.765	0.049	15.927	23/07/2019	1.724	1.743	1.765	-0.008	0.004	0.000
24/07/2019	1.680	1.716	1.748	0.068	15.910	24/07/2019	1.713	1.736	1.758	-0.033	0.020	-0.010
25/07/2019	1.668	1.686	1.712	0.044	15.874	25/07/2019	1.670	1.691	1.722	-0.002	0.005	-0.010
26/07/2019	1.617	1.661	1.693	0.076	15.855	26/07/2019	1.662	1.679	1.703	-0.045	0.018	-0.010
27/07/2019	1.562	1.605	1.628	0.066	15.790	27/07/2019	1.606	1.624	1.660	-0.044	0.019	-0.032
28/07/2019	1.555	1.571	1.587	0.032	15.749	28/07/2019	1.555	1.577	1.611	0.000	0.006	-0.024
29/07/2019	1.549	1.567	1.583	0.034	15.745	29/07/2019	1.561	1.570	1.586	-0.012	0.003	-0.003
30/07/2019	1.533	1.554	1.570	0.037	15.732	30/07/2019	1.546	1.560	1.583	-0.013	0.006	-0.013
31/07/2019	1.528	1.542	1.560	0.032	15.722	31/07/2019	-0.001	1.509	1.567			-0.007
01/08/2019	1.556	1.579	1.600	0.044	15.762	01/08/2019	1.546	1.565	1.597	0.010	0.014	0.003
02/08/2019	1.599	1.629	1.658	0.059	15.820	02/08/2019	1.576	1.610	1.657	0.023	0.019	0.001
03/08/2019	1.624	1.642	1.658	0.034	15.820	03/08/2019	1.614	1.636	1.658	0.010	0.006	0.000
04/08/2019	1.632	1.662	1.684	0.052	15.846	04/08/2019	1.647	1.662	1.684	-0.015	0.000	0.000
05/08/2019	1.582	1.620	1.646	0.064	15.808	05/08/2019	1.625	1.640	1.682	-0.043	0.020	-0.036

06/08/2019	1.581	1.598	1.642	0.061	15.804	06/08/2019	1.581	1.594	1.627	0.000	0.004	0.015
07/08/2019	1.642	1.792	1.915	0.273	16.077	07/08/2019	1.596	1.690	1.840	0.046	0.102	0.075
08/08/2019	1.835	1.906	1.939	0.104	16.101	08/08/2019	1.843	1.906	1.939	-0.008	0.000	0.000
09/08/2019	1.805	1.839	1.883	0.078	16.045	09/08/2019	1.814	1.857	1.914	-0.009	0.018	-0.031
10/08/2019	1.773	1.834	1.867	0.094	16.029	10/08/2019	1.805	1.842	1.876	-0.032	0.008	-0.009
11/08/2019	1.754	1.771	1.797	0.043	15.959	11/08/2019	1.759	1.786	1.844	-0.005	0.015	-0.047
12/08/2019	1.714	1.749	1.767	0.053	15.929	12/08/2019	1.752	1.764	1.793	-0.038	0.015	-0.026
13/08/2019	1.656	1.702	1.725	0.069	15.887	13/08/2019	1.709	1.722	1.761	-0.053	0.020	-0.036
14/08/2019	1.655	1.690	1.735	0.080	15.897	14/08/2019	1.655	1.682	1.735	0.000	0.008	0.000
15/08/2019	1.681	1.734	1.776	0.095	15.938	15/08/2019	1.677	1.714	1.776	0.004	0.020	0.000
16/08/2019	1.677	1.708	1.743	0.066	15.905	16/08/2019	1.704	1.730	1.767	-0.027	0.022	-0.024
17/08/2019	1.646	1.676	1.718	0.072	15.880	17/08/2019	1.654	1.685	1.718	-0.008	0.009	0.000
18/08/2019	1.646	1.714	1.754	0.108	15.916	18/08/2019	1.646	1.684	1.751	0.000	0.030	0.003
19/08/2019	1.738	1.753	1.769	0.031	15.931	19/08/2019	1.738	1.753	1.769	0.000	0.000	0.000
20/08/2019	1.743	1.757	1.786	0.043	15.948	20/08/2019	1.738	1.752	1.770	0.005	0.005	0.016
21/08/2019	1.714	1.746	1.794	0.080	15.956	21/08/2019	1.714	1.758	1.794	0.000	0.012	0.000
22/08/2019	1.716	1.734	1.758	0.042	15.920	22/08/2019	1.725	1.738	1.758	-0.009	0.004	0.000
23/08/2019	1.691	1.726	1.753	0.062	15.915	23/08/2019	1.716	1.729	1.753	-0.025	0.003	0.000
24/08/2019	1.665	1.683	1.704	0.039	15.866	24/08/2019	1.671	1.697	1.740	-0.006	0.014	-0.036
25/08/2019	1.658	1.675	1.690	0.032	15.852	25/08/2019	1.665	1.678	1.690	-0.007	0.003	0.000
26/08/2019	1.623	1.647	1.662	0.039	15.824	26/08/2019	1.643	1.658	1.674	-0.020	0.011	-0.012
27/08/2019	1.598	1.637	1.660	0.062	15.822	27/08/2019	1.623	1.645	1.660	-0.025	0.008	0.000
28/08/2019	1.596	1.610	1.622	0.026	15.784	28/08/2019	1.598	1.612	1.644	-0.002	0.002	-0.022
29/08/2019	1.546	1.598	1.627	0.081	15.789	29/08/2019	1.607	1.616	1.627	-0.061	0.018	0.000

30/08/2019	1.569	1.629	1.747	0.178	15.909	30/08/2019	1.546	1.589	1.633	0.023	0.040	0.114
31/08/2019	1.747	2.036	2.126	0.379	16.288	31/08/2019	1.632	1.868	2.124	0.115	0.168	0.002
01/09/2019	2.071	2.115	2.148	0.077	16.310	01/09/2019	2.102	2.124	2.148	-0.031	0.009	0.000
02/09/2019	1.914	1.996	2.071	0.157	16.233	02/09/2019	1.985	2.054	2.118	-0.071	0.058	-0.047
03/09/2019	1.884	1.938	1.983	0.099	16.145	03/09/2019	1.914	1.951	1.983	-0.030	0.013	0.000
04/09/2019	1.790	1.839	1.885	0.095	16.047	04/09/2019	1.818	1.876	1.927	-0.028	0.037	-0.042
05/09/2019	1.738	1.791	1.820	0.082	15.982	05/09/2019	1.790	1.809	1.820	-0.052	0.018	0.000
06/09/2019	1.734	1.749	1.773	0.039	15.935	06/09/2019	1.734	1.750	1.788	0.000	0.001	-0.015
07/09/2019	1.701	1.769	1.815	0.114	15.977	07/09/2019	0.254	1.755	1.815			0.000
08/09/2019	1.672	1.703	1.720	0.048	15.882	08/09/2019	1.701	1.719	1.762	-0.029	0.016	-0.042
09/09/2019	1.677	1.694	1.713	0.036	15.875	09/09/2019	1.672	1.690	1.713	0.005	0.004	0.000
10/09/2019	1.623	1.672	1.706	0.083	15.868	10/09/2019	1.676	1.693	1.706	-0.053	0.021	0.000
11/09/2019	1.609	1.620	1.640	0.031	15.802	11/09/2019	1.609	1.630	1.681	0.000	0.010	-0.041
12/09/2019	1.620	1.636	1.665	0.045	15.827	12/09/2019	1.610	1.626	1.640	0.010	0.010	0.025
13/09/2019	1.614	1.657	1.681	0.067	15.843	13/09/2019	1.633	1.654	1.681	-0.019	0.003	0.000
14/09/2019	1.593	1.628	1.666	0.073	15.828	14/09/2019	1.593	1.630	1.678	0.000	0.002	-0.012
15/09/2019	1.649	1.701	1.740	0.091	15.902	15/09/2019	1.630	1.670	1.730	0.019	0.031	0.010
16/09/2019	1.709	1.728	1.753	0.044	15.915	16/09/2019	1.720	1.732	1.753	-0.011	0.004	0.000
17/09/2019	1.705	1.723	1.740	0.035	15.902	17/09/2019	1.705	1.719	1.740	0.000	0.004	0.000
18/09/2019	1.715	1.731	1.752	0.037	15.914	18/09/2019	1.715	1.729	1.752	0.000	0.002	0.000
19/09/2019	1.700	1.720	1.729	0.029	15.891	19/09/2019	1.715	1.727	1.745	-0.015	0.007	-0.016
20/09/2019	1.663	1.687	1.711	0.048	15.873	20/09/2019	1.688	1.703	1.727	-0.025	0.016	-0.016
21/09/2019	1.625	1.646	1.673	0.048	15.835	21/09/2019	1.625	1.653	1.686	0.000	0.007	-0.013
22/09/2019	1.650	1.665	1.680	0.030	15.842	22/09/2019	1.644	1.660	1.680	0.006	0.005	0.000
23/09/2019	1.660	1.674	1.695	0.035	15.857	23/09/2019	1.655	1.671	1.695	0.005	0.003	0.000

24/09/2019	1.655	1.670	1.685	0.030	15.847	24/09/2019	1.661	1.672	1.684	-0.006	0.002	0.001
25/09/2019	1.614	1.645	1.665	0.051	15.827	25/09/2019	1.642	1.659	1.685	-0.028	0.014	-0.020
26/09/2019	1.615	1.627	1.639	0.024	15.801	26/09/2019	1.614	1.626	1.659	0.001	0.001	-0.020
27/09/2019	1.624	1.645	1.664	0.040	15.826	27/09/2019	1.623	1.641	1.664	0.001	0.004	0.000
28/09/2019	1.628	1.654	1.673	0.045	15.835	28/09/2019	1.627	1.647	1.671	0.001	0.007	0.002
29/09/2019	1.643	1.664	1.684	0.041	15.846	29/09/2019	1.643	1.657	1.676	0.000	0.007	0.008
30/09/2019	1.676	1.687	1.697	0.021	15.859	30/09/2019	1.668	1.683	1.697	0.008	0.004	0.000
01/10/2019	1.665	1.678	1.684	0.019	15.846	01/10/2019	1.672	1.683	1.697	0.007	0.005	0.013
02/10/2019	1.659	1.670	1.676	0.017	15.838	02/10/2019	1.665	1.672	1.684	0.006	0.002	0.008
03/10/2019	1.630	1.666	1.691	0.061	15.853	03/10/2019	1.659	1.675	1.691	0.029	0.009	0.000
04/10/2019	1.655	1.678	1.700	0.045	15.862	04/10/2019	1.630	1.667	1.700	0.025	0.011	0.000
05/10/2019	1.583	1.633	1.673	0.090	15.835	05/10/2019	1.638	1.660	1.698	0.055	0.027	0.025
06/10/2019	1.592	1.642	1.675	0.083	15.837	06/10/2019	1.583	1.622	1.675	0.009	0.020	0.000
07/10/2019	1.661	1.707	1.735	0.074	15.897	07/10/2019	1.640	1.680	1.733	0.021	0.027	0.002
08/10/2019	1.722	1.806	1.882	0.160	16.044	08/10/2019	1.721	1.757	1.838	0.001	0.049	0.044
09/10/2019	1.877	1.916	1.977	0.100	16.139	09/10/2019	1.837	1.880	1.926	0.040	0.036	0.051
10/10/2019	1.961	1.992	2.057	0.096	16.219	10/10/2019	1.924	1.967	1.997	0.037	0.025	0.060
11/10/2019	2.050	2.077	2.110	0.060	16.272	11/10/2019	1.988	2.057	2.110	0.062	0.020	0.000
12/10/2019	1.986	2.035	2.075	0.089	16.237	12/10/2019	2.035	2.059	2.091	0.049	0.024	0.016
13/10/2019	1.857	1.916	1.988	0.131	16.150	13/10/2019	1.901	1.968	2.032	0.044	0.052	0.044
14/10/2019	1.800	1.842	1.875	0.075	16.037	14/10/2019	1.839	1.864	1.899	0.039	0.022	0.024
15/10/2019	1.761	1.791	1.817	0.056	15.979	15/10/2019	1.791	1.807	1.840	0.030	0.016	0.023
16/10/2019	1.734	1.748	1.762	0.028	15.924	16/10/2019	1.744	1.760	1.796	0.010	0.012	0.034
17/10/2019	1.724	1.730	1.736	0.012	15.898	17/10/2019	1.726	1.734	1.753	0.002	0.004	0.017
18/10/2019	1.697	1.718	1.730	0.033	15.892	18/10/2019	1.717	1.725	1.733	0.020	0.007	0.003
19/10/2019	1.696	1.727	1.755	0.059	15.917	19/10/2019	1.696	1.716	1.753	0.000	0.011	0.002

20/10/2019	1.732	1.746	1.755	0.023	15.917	20/10/2019	1.730	1.745	1.755	0.002	0.001	0.000
										-	-	-
21/10/2019	1.655	1.709	1.737	0.082	15.899	21/10/2019	1.708	1.733	1.751	0.053	0.024	0.014
										-	-	-
22/10/2019	1.653	1.665	1.674	0.021	15.836	22/10/2019	1.653	1.670	1.713	0.000	0.005	0.039
23/10/2019	1.661	1.674	1.702	0.041	15.864	23/10/2019	1.661	1.669	1.675	0.000	0.005	0.027
24/10/2019	1.695	1.729	1.744	0.049	15.906	24/10/2019	1.673	1.710	1.742	0.022	0.019	0.002
25/10/2019	1.710	1.744	1.779	0.069	15.941	25/10/2019	1.710	1.732	1.752	0.000	0.012	0.027
										-	-	-
26/10/2019	1.672	1.734	1.768	0.096	15.930	26/10/2019	1.730	1.759	1.779	0.058	0.025	0.011
										-	-	-
27/10/2019	1.671	1.698	1.722	0.051	15.884	27/10/2019	1.671	1.695	1.730	0.000	0.003	0.008
28/10/2019	1.721	1.742	1.760	0.039	15.922	28/10/2019	1.695	1.725	1.760	0.026	0.017	0.000
										-	-	-
29/10/2019	1.724	1.754	1.793	0.069	15.955	29/10/2019	1.740	1.757	1.793	0.016	0.003	0.000
										-	-	-
30/10/2019	1.723	1.753	1.789	0.066	15.951	30/10/2019	1.724	1.740	1.771	0.001	0.013	0.018
										-	-	-
31/10/2019	1.736	1.760	1.776	0.040	15.938	31/10/2019	1.723	1.758	1.780	0.013	0.002	0.004
										-	-	-
01/11/2019	1.720	1.733	1.748	0.028	15.910	01/11/2019	1.720	1.737	1.769	0.000	0.004	0.021
02/11/2019	1.746	1.786	1.813	0.067	15.975	02/11/2019	1.736	1.762	1.800	0.010	0.024	0.013
										-	-	-
03/11/2019	1.794	1.817	1.825	0.031	15.987	03/11/2019	1.798	1.813	1.825	0.004	0.004	0.000
										-	-	-
04/11/2019	1.792	1.804	1.821	0.029	15.983	04/11/2019	1.794	1.810	1.823	0.002	0.006	0.002
										-	-	-
05/11/2019	1.759	1.779	1.799	0.040	15.961	05/11/2019	1.780	1.791	1.810	0.021	0.012	0.011
										-	-	-
06/11/2019	1.728	1.743	1.759	0.031	15.921	06/11/2019	1.740	1.755	1.780	0.012	0.012	0.021
										-	-	-
07/11/2019	1.688	1.707	1.729	0.041	15.891	07/11/2019	1.703	1.723	1.744	0.015	0.016	0.015
										-	-	-
08/11/2019	1.669	1.681	1.690	0.021	15.852	08/11/2019	1.679	1.689	1.705	0.010	0.008	0.015
										-	-	-
09/11/2019	1.637	1.659	1.673	0.036	15.835	09/11/2019	1.657	1.669	1.683	0.020	0.010	0.010
										-	-	-
10/11/2019	1.616	1.630	1.642	0.026	15.804	10/11/2019	1.624	1.640	1.658	0.008	0.010	0.016
										-	-	-
11/11/2019	1.603	1.615	1.633	0.030	15.795	11/11/2019	1.603	1.617	1.640	0.000	0.002	0.007

12/11/2019	1.617	1.641	1.654	0.037	15.816	12/11/2019	1.612	1.628	1.652	0.005	0.013	0.002
13/11/2019	1.647	1.656	1.662	0.015	15.824	13/11/2019	1.652	1.656	1.662	0.005	0.000	0.000
14/11/2019	1.635	1.644	1.655	0.020	15.817	14/11/2019	1.639	1.649	1.661	0.004	0.005	0.006
15/11/2019	1.602	1.616	1.636	0.034	15.798	15/11/2019	1.613	1.628	1.647	0.011	0.012	0.011
16/11/2019	1.574	1.588	1.605	0.031	15.767	16/11/2019	1.585	1.600	1.618	0.011	0.012	0.013
17/11/2019	1.550	1.562	1.575	0.025	15.737	17/11/2019	1.559	1.571	1.586	0.009	0.009	0.011
18/11/2019	1.538	1.545	1.551	0.013	15.713	18/11/2019	1.539	1.549	1.559	0.001	0.004	0.008
19/11/2019	1.519	1.534	1.544	0.025	15.706	19/11/2019	1.526	1.539	1.550	0.007	0.005	0.006
20/11/2019	1.513	1.525	1.536	0.023	15.698	20/11/2019	1.514	1.528	1.544	0.001	0.003	0.008
21/11/2019	1.509	1.518	1.534	0.025	15.696	21/11/2019	1.512	1.521	1.536	0.003	0.003	0.002
22/11/2019	1.501	1.510	1.521	0.020	15.683	22/11/2019	1.503	1.513	1.521	0.002	0.003	0.000
23/11/2019	1.499	1.511	1.518	0.019	15.680	23/11/2019	1.499	1.508	1.516	0.000	0.003	0.002
24/11/2019	1.515	1.525	1.533	0.018	15.695	24/11/2019	1.507	1.519	1.528	0.008	0.006	0.005
25/11/2019	1.527	1.533	1.536	0.009	15.698	25/11/2019	1.527	1.532	1.536	0.000	0.001	0.000
26/11/2019	1.531	1.542	1.560	0.029	15.722	26/11/2019	1.528	1.537	1.548	0.003	0.005	0.012
27/11/2019	1.558	1.620	1.686	0.128	15.848	27/11/2019	1.540	1.577	1.634	0.018	0.043	0.052
28/11/2019	1.685	1.711	1.722	0.037	15.884	28/11/2019	1.635	1.692	1.722	0.050	0.019	0.000
29/11/2019	1.665	1.684	1.707	0.042	15.869	29/11/2019	1.683	1.700	1.720	0.018	0.016	0.013
30/11/2019	1.626	1.647	1.666	0.040	15.828	30/11/2019	1.648	1.660	1.682	0.022	0.013	0.016
01/12/2019	1.605	1.620	1.629	0.024	15.791	01/12/2019	1.617	1.629	1.650	0.012	0.009	0.021
02/12/2019	1.601	1.609	1.619	0.018	15.781	02/12/2019	1.602	1.611	1.626	0.001	0.002	0.007
03/12/2019	1.590	1.600	1.610	0.020	15.772	03/12/2019	1.590	1.603	1.614	0.000	0.003	0.004
04/12/2019	1.596	1.617	1.643	0.047	15.805	04/12/2019	1.591	1.605	1.625	0.005	0.012	0.018
05/12/2019	1.627	1.711	1.804	0.177	15.966	05/12/2019	1.615	1.652	1.750	0.012	0.059	0.054

06/12/2019	1.800	1.814	1.827	0.027	15.989	06/12/2019	1.756	1.805	1.827	0.044	0.009	0.000
07/12/2019	1.795	1.871	2.029	0.234	16.191	07/12/2019	1.795	1.812	1.864	0.000	0.059	0.165
08/12/2019	2.022	2.058	2.084	0.062	16.246	08/12/2019	1.869	2.019	2.073	0.153	0.039	0.011
										-	-	-
09/12/2019	1.932	1.996	2.046	0.114	16.208	09/12/2019	1.984	2.038	2.084	0.052	0.042	0.038
10/12/2019	1.931	2.046	2.112	0.181	16.274	10/12/2019	1.931	1.990	2.111	0.000	0.056	0.001
										-	-	-
11/12/2019	2.027	2.069	2.103	0.076	16.265	11/12/2019	2.057	2.091	2.112	0.030	0.022	0.009
										-	-	-
12/12/2019	1.921	1.977	2.027	0.106	16.189	12/12/2019	1.971	2.015	2.060	0.050	0.038	0.033
										-	-	-
13/12/2019	1.845	1.885	1.924	0.079	16.086	13/12/2019	1.881	1.916	1.968	0.036	0.031	0.044
										-	-	-
14/12/2019	1.770	1.812	1.845	0.075	16.007	14/12/2019	1.809	1.839	1.880	0.039	0.027	0.035
										-	-	-
15/12/2019	1.725	1.747	1.770	0.045	15.932	15/12/2019	1.748	1.768	1.808	0.023	0.021	0.038
										-	-	-
16/12/2019	1.718	1.727	1.738	0.020	15.900	16/12/2019	1.718	1.730	1.750	0.000	0.003	0.012
										-	-	-
17/12/2019	1.715	1.724	1.733	0.018	15.895	17/12/2019	1.715	1.724	1.736	0.000	0.000	0.003
										-	-	-
18/12/2019	1.708	1.726	1.746	0.038	15.908	18/12/2019	1.716	1.727	1.746	0.008	0.001	0.000
19/12/2019	1.728	1.769	1.823	0.095	15.985	19/12/2019	1.708	1.742	1.786	0.020	0.027	0.037
20/12/2019	1.813	1.837	1.850	0.037	16.012	20/12/2019	1.771	1.823	1.850	0.042	0.014	0.000
										-	-	-
21/12/2019	1.763	1.796	1.813	0.050	15.975	21/12/2019	1.800	1.815	1.846	0.037	0.019	0.033
										-	-	-
22/12/2019	1.715	1.743	1.763	0.048	15.925	22/12/2019	1.745	1.763	1.798	0.030	0.020	0.035
										-	-	-
23/12/2019	1.697	1.711	1.718	0.021	15.880	23/12/2019	1.711	1.720	1.746	0.014	0.009	0.028
										-	-	-
24/12/2019	1.685	1.699	1.710	0.025	15.872	24/12/2019	1.693	1.702	1.718	0.008	0.003	0.008
										-	-	-
25/12/2019	1.681	1.688	1.695	0.014	15.857	25/12/2019	1.681	1.692	1.708	0.000	0.004	0.013
26/12/2019	1.679	1.689	1.709	0.030	15.871	26/12/2019	1.679	1.687	1.695	0.000	0.002	0.014
27/12/2019	1.683	1.711	1.744	0.061	15.906	27/12/2019	1.683	1.699	1.723	0.000	0.012	0.021
28/12/2019	1.708	1.769	1.832	0.124	15.994	28/12/2019	1.708	1.739	1.789	0.000	0.030	0.043
										-	-	-
29/12/2019	1.802	1.814	1.826	0.024	15.988	29/12/2019	1.785	1.811	1.832	0.017	0.003	0.006

30/12/2019	1.802	1.817	1.826	0.024	15.988	30/12/2019	1.802	1.815	1.823	0.000	0.002	0.003
										-	-	-
31/12/2019	1.777	1.803	1.816	0.039	15.978	31/12/2019	1.802	1.812	1.826	0.025	0.009	0.010
										-	-	-
01/01/2020	1.721	1.757	1.781	0.060	15.943	01/01/2020	1.752	1.777	1.805	0.031	0.020	0.024
02/01/2020	1.716	1.759	1.812	0.096	15.974	02/01/2020	1.716	1.737	1.772	0.000	0.022	0.040
										-	-	-
03/01/2020	1.785	1.802	1.816	0.031	15.978	03/01/2020	1.777	1.804	1.816	0.008	0.002	0.000
										-	-	-
04/01/2020	1.781	1.789	1.799	0.018	15.961	04/01/2020	1.781	1.791	1.808	0.000	0.002	0.009
05/01/2020	1.773	1.790	1.820	0.047	15.982	05/01/2020	1.773	1.786	1.797	0.000	0.004	0.023
06/01/2020	1.794	1.816	1.837	0.043	15.999	06/01/2020	1.791	1.806	1.834	0.003	0.010	0.003
07/01/2020	1.808	1.957	2.071	0.263	16.233	07/01/2020	1.808	1.868	2.051	0.000	0.089	0.020
										-	-	-
08/01/2020	1.977	2.018	2.064	0.087	16.226	08/01/2020	2.008	2.047	2.071	0.031	0.029	0.007
										-	-	-
09/01/2020	1.890	1.926	1.977	0.087	16.139	09/01/2020	1.914	1.959	2.007	0.024	0.033	0.030
										-	-	-
10/01/2020	1.835	1.875	2.001	0.166	16.163	10/01/2020	1.836	1.876	1.914	0.001	0.001	0.087
11/01/2020	2.001	2.199	2.249	0.248	16.411	11/01/2020	1.835	2.070	2.249	0.166	0.129	0.000
										-	-	-
12/01/2020	2.041	2.135	2.222	0.181	16.384	12/01/2020	2.110	2.196	2.246	0.069	0.061	0.024
										-	-	-
13/01/2020	1.958	1.995	2.045	0.087	16.207	13/01/2020	1.958	2.033	2.113	0.000	0.038	0.068
										-	-	-
14/01/2020	1.903	1.951	1.990	0.087	16.152	14/01/2020	1.947	1.971	1.996	0.044	0.020	0.006
15/01/2020	1.903	2.035	2.148	0.245	16.310	15/01/2020	1.903	1.958	2.100	0.000	0.077	0.048
										-	-	-
16/01/2020	2.104	2.131	2.157	0.053	16.319	16/01/2020	2.103	2.136	2.157	0.001	0.005	0.000
										-	-	-
17/01/2020	2.001	2.056	2.114	0.113	16.276	17/01/2020	2.046	2.093	2.137	0.045	0.037	0.023
										-	-	-
18/01/2020	1.896	1.947	2.003	0.107	16.165	18/01/2020	1.935	1.987	2.047	0.039	0.040	0.044
										-	-	-
19/01/2020	1.833	1.863	1.897	0.064	16.059	19/01/2020	1.849	1.891	1.936	0.016	0.028	0.039
										-	-	-
20/01/2020	1.825	1.836	1.848	0.023	16.010	20/01/2020	1.825	1.839	1.859	0.000	0.003	0.011
21/01/2020	1.841	1.856	1.868	0.027	16.030	21/01/2020	1.832	1.837	1.843	0.009	0.019	0.025
										-	-	-
22/01/2020	1.835	1.851	1.863	0.028	16.025	22/01/2020	1.849	1.856	1.868	0.014	0.005	0.005

23/01/2020	1.803	1.820	1.845	0.042	16.007	23/01/2020	1.817	1.834	1.856	0.014	0.014	0.011
24/01/2020	1.780	1.796	1.806	0.026	15.968	24/01/2020	1.794	1.802	1.817	0.014	0.006	0.011
25/01/2020	1.756	1.776	1.798	0.042	15.960	25/01/2020	1.773	1.785	1.802	0.017	0.009	0.004
26/01/2020	1.753	1.768	1.783	0.030	15.945	26/01/2020	1.753	1.765	1.781	0.000	0.003	0.002
27/01/2020	1.749	1.773	1.784	0.035	15.946	27/01/2020	1.769	1.776	1.784	0.020	0.003	0.000
28/01/2020	1.724	1.739	1.750	0.026	15.912	28/01/2020	1.736	1.752	1.775	0.012	0.013	0.025
29/01/2020	1.723	1.761	1.827	0.104	15.989	29/01/2020	1.723	1.732	1.743	0.000	0.029	0.084
30/01/2020	1.813	1.926	1.981	0.168	16.143	30/01/2020	1.767	1.857	1.978	0.046	0.069	0.003
31/01/2020	1.954	1.991	2.076	0.122	16.238	31/01/2020	1.954	1.969	1.990	0.000	0.022	0.086
01/02/2020	2.074	2.104	2.121	0.047	16.283	01/02/2020	1.989	2.080	2.121	0.085	0.024	0.000
02/02/2020	1.978	2.022	2.077	0.099	16.239	02/02/2020	2.006	2.061	2.114	0.028	0.039	0.037
03/02/2020	1.941	1.971	2.000	0.059	16.162	03/02/2020	1.962	1.985	2.006	0.021	0.014	0.006
04/02/2020	1.878	1.914	1.943	0.065	16.105	04/02/2020	1.908	1.938	1.966	0.030	0.024	0.023
05/02/2020	1.822	1.850	1.878	0.056	16.040	05/02/2020	1.843	1.873	1.908	0.021	0.023	0.030
06/02/2020	1.788	1.803	1.824	0.036	15.986	06/02/2020	1.800	1.817	1.847	0.012	0.014	0.023
07/02/2020	1.748	1.776	1.797	0.049	15.959	07/02/2020	1.767	1.789	1.803	0.019	0.013	0.006
08/02/2020	1.741	1.779	1.859	0.118	16.021	08/02/2020	1.741	1.758	1.784	0.000	0.021	0.075
09/02/2020	1.849	1.983	2.042	0.193	16.204	09/02/2020	1.785	1.901	2.041	0.064	0.082	0.001
10/02/2020	1.925	1.976	2.036	0.111	16.198	10/02/2020	1.957	2.010	2.042	0.032	0.034	0.006
11/02/2020	1.868	1.899	1.931	0.063	16.093	11/02/2020	1.885	1.922	1.963	0.017	0.023	0.032
12/02/2020	1.834	1.856	1.875	0.041	16.037	12/02/2020	1.854	1.871	1.900	0.020	0.015	0.025
13/02/2020	1.807	1.829	1.846	0.039	16.008	13/02/2020	1.826	1.839	1.857	0.019	0.010	0.011
14/02/2020	1.801	1.852	1.902	0.101	16.064	14/02/2020	1.801	1.826	1.867	0.000	0.026	0.035
15/02/2020	1.878	2.023	2.142	0.264	16.304	15/02/2020	1.863	1.934	2.087	0.015	0.089	0.055

16/02/2020	2.113	2.171	2.278	0.165	16.440	16/02/2020	2.091	2.132	2.178	0.022	0.039	0.100
17/02/2020	2.272	2.296	2.313	0.041	16.475	17/02/2020	2.179	2.269	2.313	0.093	0.027	0.000
										-	-	-
18/02/2020	2.150	2.217	2.281	0.131	16.443	18/02/2020	2.200	2.262	2.309	0.050	0.045	0.028
										-	-	-
19/02/2020	2.082	2.108	2.152	0.070	16.314	19/02/2020	2.082	2.138	2.201	0.000	0.030	0.049
										-	-	-
20/02/2020	2.033	2.075	2.115	0.082	16.277	20/02/2020	2.064	2.094	2.115	0.031	0.019	0.000
21/02/2020	2.048	2.267	2.400	0.352	16.562	21/02/2020	2.033	2.145	2.332	0.015	0.122	0.068
										-	-	-
22/02/2020	2.291	2.366	2.434	0.143	16.596	22/02/2020	2.318	2.386	2.434	0.027	0.020	0.000
										-	-	-
23/02/2020	2.106	2.195	2.291	0.185	16.453	23/02/2020	2.176	2.264	2.344	0.070	0.069	0.053
										-	-	-
24/02/2020	1.969	2.032	2.107	0.138	16.269	24/02/2020	2.017	2.088	2.173	0.048	0.056	0.066
										-	-	-
25/02/2020	1.882	1.924	1.969	0.087	16.131	25/02/2020	1.916	1.960	2.016	0.034	0.036	0.047
										-	-	-
26/02/2020	1.816	1.851	1.884	0.068	16.046	26/02/2020	1.845	1.875	1.915	0.029	0.024	0.031
										-	-	-
27/02/2020	1.775	1.795	1.816	0.041	15.978	27/02/2020	1.785	1.812	1.844	0.010	0.017	0.028
										-	-	-
28/02/2020	1.774	1.787	1.802	0.028	15.964	28/02/2020	1.774	1.788	1.802	0.000	0.001	0.000
29/02/2020	1.783	1.805	1.817	0.034	15.979	29/02/2020	1.776	1.796	1.817	0.007	0.009	0.000
										-	-	-
01/03/2020	1.799	1.806	1.816	0.017	15.978	01/03/2020	1.799	1.808	1.817	0.000	0.002	0.001
02/03/2020	1.802	1.810	1.819	0.017	15.981	02/03/2020	1.802	1.809	1.819	0.000	0.001	0.000
										-	-	-
03/03/2020	1.803	1.812	1.817	0.014	15.979	03/03/2020	1.804	1.812	1.817	0.001	0.000	0.000
										-	-	-
04/03/2020	1.789	1.798	1.810	0.021	15.972	04/03/2020	1.801	1.808	1.814	0.012	0.010	0.004
05/03/2020	1.751	1.767	1.789	0.038	15.951							
06/03/2020	1.744	1.754	1.762	0.018	15.924							
07/03/2020	1.746	1.847	2.016	0.270	16.178							
08/03/2020	2.013	2.028	2.046	0.033	16.208							
09/03/2020	1.959	1.984	2.015	0.056	16.177							
										-	-	-
10/03/2020	1.971	2.003	2.028	0.057	16.190	10/03/2020	1.996	2.006	2.018	0.025	0.003	0.010

11/03/2020	1.967	1.994	2.026	0.059	16.188	11/03/2020	1.989	2.008	2.028	0.022	0.014	0.002
12/03/2020	1.902	1.925	1.971	0.069	16.133	12/03/2020	1.913	1.951	1.992	0.011	0.026	0.021
13/03/2020	1.838	1.866	1.902	0.064	16.064	13/03/2020	1.855	1.890	1.916	0.017	0.024	0.014
14/03/2020	1.813	1.832	1.851	0.038	16.013	14/03/2020	1.813	1.834	1.856	0.000	0.002	0.005
15/03/2020	1.845	1.861	1.871	0.026	16.033	15/03/2020	1.823	1.852	1.870	0.022	0.009	0.001
16/03/2020	1.837	1.856	1.893	0.056	16.055	16/03/2020	1.837	1.855	1.871	0.000	0.001	0.022
17/03/2020	1.871	1.890	1.906	0.035	16.068	17/03/2020	1.857	1.881	1.906	0.014	0.009	0.000
18/03/2020	1.859	1.877	1.899	0.040	16.061	18/03/2020	1.869	1.886	1.901	0.010	0.009	0.002
19/03/2020	1.836	1.851	1.863	0.027	16.025	19/03/2020	1.851	1.860	1.877	0.015	0.009	0.014
20/03/2020	1.798	1.817	1.836	0.038	15.998	20/03/2020	1.811	1.831	1.852	0.013	0.014	0.016
21/03/2020	1.758	1.782	1.805	0.047	15.967	21/03/2020	1.777	1.797	1.815	0.019	0.015	0.010
22/03/2020	1.710	1.736	1.759	0.049	15.921	22/03/2020	1.738	1.754	1.778	0.028	0.018	0.019
23/03/2020	1.676	1.692	1.723	0.047	15.885	23/03/2020	1.688	1.707	1.737	0.012	0.015	0.014
24/03/2020	1.676	1.718	1.755	0.079	15.917	24/03/2020	1.676	1.695	1.731	0.000	0.023	0.024
25/03/2020	1.755	1.813	1.845	0.090	16.007	25/03/2020	1.725	1.776	1.834	0.030	0.037	0.011
26/03/2020	1.833	1.840	1.843	0.010	16.005	26/03/2020	1.833	1.840	1.845	0.000	0.000	0.002
27/03/2020	1.808	1.831	1.841	0.033	16.003	27/03/2020	1.831	1.838	1.842	0.023	0.007	0.001
28/03/2020	1.768	1.791	1.826	0.058	15.988	28/03/2020	1.772	1.808	1.831	0.004	0.017	0.005
29/03/2020	1.746	1.762	1.771	0.025	15.933	29/03/2020	1.762	1.771	1.791	0.016	0.009	0.020
30/03/2020	1.734	1.742	1.755	0.021	15.917	30/03/2020	1.735	1.748	1.764	0.001	0.006	0.009
31/03/2020	1.707	1.721	1.737	0.030	15.899	31/03/2020	1.719	1.731	1.745	0.012	0.010	0.008
01/04/2020	1.683	1.693	1.712	0.029	15.874	01/04/2020	1.687	1.703	1.724	0.004	0.010	0.012
02/04/2020	1.684	1.700	1.707	0.023	15.869	02/04/2020	1.683	1.694	1.706	0.001	0.006	0.001

03/04/2020	1.693	1.698	1.708	0.015	15.870	03/04/2020	1.693	1.701	1.708	0.000	0.003	0.000
04/04/2020	1.667	1.684	1.701	0.034	15.863	04/04/2020	1.673	1.691	1.701	0.006	0.007	0.000
05/04/2020	1.647	1.666	1.698	0.051	15.860	05/04/2020	1.650	1.669	1.682	0.003	0.003	0.016
06/04/2020	1.689	1.743	1.774	0.085	15.936	06/04/2020	0.247	1.684	1.759			0.015
07/04/2020	1.744	1.757	1.774	0.030	15.936	07/04/2020	1.748	1.763	1.774	0.004	0.006	0.000
08/04/2020	1.745	1.756	1.774	0.029	15.936	08/04/2020	1.744	1.752	1.759	0.001	0.004	0.015
09/04/2020	1.761	1.768	1.774	0.013	15.936	09/04/2020	1.754	1.766	1.774	0.007	0.002	0.000
10/04/2020	1.739	1.745	1.762	0.023	15.924	10/04/2020	1.739	1.753	1.773	0.000	0.008	0.011
11/04/2020	1.720	1.729	1.748	0.028	15.910	11/04/2020	1.720	1.735	1.750	0.000	0.006	0.002
12/04/2020	1.701	1.720	1.742	0.041	15.904	12/04/2020	1.708	1.727	1.742	0.007	0.007	0.000
13/04/2020	1.681	1.691	1.703	0.022	15.865	13/04/2020	1.689	1.701	1.723	0.008	0.010	0.020
14/04/2020	1.659	1.671	1.692	0.033	15.854	14/04/2020	1.663	1.679	1.692	0.004	0.008	0.000
15/04/2020	1.621	1.639	1.670	0.049	15.832	15/04/2020	1.633	1.653	1.670	0.012	0.014	0.000
16/04/2020	1.596	1.608	1.625	0.029	15.787	16/04/2020	1.597	1.619	1.633	0.001	0.011	0.008
17/04/2020	1.571	1.581	1.600	0.029	15.762	17/04/2020	1.577	1.591	1.605	0.006	0.010	0.005
18/04/2020	1.555	1.563	1.576	0.021	15.738	18/04/2020	1.555	1.569	1.578	0.000	0.006	0.002
19/04/2020	1.534	1.543	1.558	0.024	15.720	19/04/2020	1.538	1.551	1.563	0.004	0.008	0.005
20/04/2020	1.508	1.519	1.537	0.029	15.699	20/04/2020	1.511	1.528	1.542	0.003	0.009	0.005
21/04/2020	1.493	1.515	1.521	0.028	15.683	21/04/2020	1.493	1.513	1.520	0.000	0.002	0.001
22/04/2020	1.470	1.493	1.521	0.051	15.683	22/04/2020	1.476	1.509	1.521	0.006	0.016	0.000
23/04/2020	1.455	1.471	1.487	0.032	15.649	23/04/2020	1.455	1.475	1.487	0.000	0.004	0.000
24/04/2020	1.452	1.475	1.488	0.036	15.650	24/04/2020	1.452	1.469	1.485	0.000	0.006	0.003
25/04/2020	1.484	1.497	1.503	0.019	15.665	25/04/2020	1.474	1.491	1.503	0.010	0.006	0.000

26/04/2020	1.491	1.497	1.504	0.013	15.666	26/04/2020	1.492	1.498	1.504	0.001	0.001	0.000
27/04/2020	1.494	1.507	1.514	0.020	15.676	27/04/2020	1.491	1.502	1.512	0.003	0.005	0.002
28/04/2020	1.507	1.529	1.539	0.032	15.701	28/04/2020	1.506	1.520	1.537	0.001	0.009	0.002
29/04/2020	1.530	1.547	1.566	0.036	15.728	29/04/2020	1.530	1.539	1.558	0.000	0.008	0.008
30/04/2020	1.557	1.588	1.611	0.054	15.773	30/04/2020	1.545	1.568	1.594	0.012	0.020	0.017
01/05/2020	1.608	1.616	1.624	0.016	15.786	01/05/2020	1.596	1.611	1.619	0.012	0.005	0.005
02/05/2020	1.614	1.637	1.649	0.035	15.811	02/05/2020	1.614	1.627	1.649	0.000	0.010	0.000
03/05/2020	1.636	1.661	1.670	0.034	15.832	03/05/2020	1.636	1.654	1.670	0.000	0.007	0.000
										-	-	-
04/05/2020	1.605	1.633	1.657	0.052	15.819	04/05/2020	1.629	1.650	1.670	0.024	0.017	0.013
												-
05/05/2020	1.609	1.620	1.632	0.023	15.794	05/05/2020	1.605	1.616	1.636	0.004	0.004	0.004
06/05/2020	1.615	1.634	1.643	0.028	15.805	06/05/2020	1.615	1.630	1.643	0.000	0.004	0.000
07/05/2020	1.624	1.635	1.645	0.021	15.807	07/05/2020	1.624	1.634	1.642	0.000	0.001	0.003
08/05/2020	1.632	1.644	1.655	0.023	15.817	08/05/2020	1.632	1.640	1.648	0.000	0.004	0.007
										-	-	-
09/05/2020	1.611	1.640	1.663	0.052	15.825	09/05/2020	1.631	1.646	1.663	0.020	0.006	0.000
												-
10/05/2020	1.596	1.621	1.635	0.039	15.797	10/05/2020	1.596	1.625	1.656	0.000	0.004	0.021
												-
11/05/2020	1.608	1.622	1.629	0.021	15.791	11/05/2020	1.608	1.621	1.635	0.000	0.001	0.006
												-
12/05/2020	1.598	1.610	1.629	0.031	15.791	12/05/2020	1.598	1.616	1.629	0.000	0.006	0.000
13/05/2020	1.598	1.611	1.625	0.027	15.787	13/05/2020	1.598	1.609	1.621	0.000	0.002	0.004
14/05/2020	1.608	1.627	1.641	0.033	15.803	14/05/2020	1.606	1.620	1.635	0.002	0.007	0.006
												-
15/05/2020	1.610	1.621	1.630	0.020	15.792	15/05/2020	1.610	1.625	1.641	0.000	0.004	0.011
16/05/2020	1.607	1.626	1.652	0.045	15.814	16/05/2020	1.607	1.618	1.630	0.000	0.008	0.022
										-	-	-
17/05/2020	1.597	1.628	1.647	0.050	15.809	17/05/2020	1.623	1.637	1.652	0.026	0.009	0.005
18/05/2020	1.595	1.632	1.654	0.059	15.816	18/05/2020	1.595	1.620	1.643	0.000	0.012	0.011
19/05/2020	1.644	1.659	1.671	0.027	15.833	19/05/2020	1.642	1.652	1.667	0.002	0.007	0.004
										-	-	-
20/05/2020	1.659	1.668	1.672	0.013	15.834	20/05/2020	1.660	1.668	1.672	0.001	0.000	0.000
												-
21/05/2020	1.655	1.684	1.719	0.064	15.881	21/05/2020	1.659	1.679	1.719	0.004	0.005	0.000
22/05/2020	1.611	1.672	1.784	0.173	15.946	22/05/2020	1.611	1.655	1.708	0.000	0.017	0.076
23/05/2020	1.775	1.875	1.920	0.145	16.082	23/05/2020	1.676	1.805	1.919	0.099	0.070	0.001

24/05/2020	1.881	1.903	1.921	0.040	16.083	24/05/2020	1.881	1.902	1.920	0.000	0.001	0.001
										-	-	-
25/05/2020	1.805	1.849	1.908	0.103	16.070	25/05/2020	1.838	1.884	1.921	0.033	0.035	0.013
										-	-	-
26/05/2020	1.774	1.796	1.809	0.035	15.971	26/05/2020	1.793	1.807	1.840	0.019	0.011	0.031
										-	-	-
27/05/2020	1.728	1.760	1.776	0.048	15.938	27/05/2020	1.765	1.777	1.804	0.037	0.017	0.028
										-	-	-
28/05/2020	1.703	1.721	1.733	0.030	15.895	28/05/2020	1.721	1.733	1.769	0.018	0.012	0.036
										-	-	-
29/05/2020	1.628	1.670	1.711	0.083	15.873	29/05/2020	1.667	1.697	1.731	0.039	0.027	0.020
										-	-	-
30/05/2020	1.558	1.589	1.629	0.071	15.791	30/05/2020	1.587	1.617	1.667	0.029	0.028	0.038
										-	-	-
31/05/2020	1.542	1.562	1.576	0.034	15.738	31/05/2020	1.542	1.562	1.585	0.000	0.000	0.009
01/06/2020	1.567	1.578	1.590	0.023	15.752	01/06/2020	1.566	1.573	1.585	0.001	0.005	0.005
02/06/2020	1.580	1.597	1.617	0.037	15.779	02/06/2020	1.577	1.591	1.616	0.003	0.006	0.001
										-	-	-
03/06/2020	1.580	1.592	1.607	0.027	15.769	03/06/2020	1.580	1.593	1.617	0.000	0.001	0.010
04/06/2020	1.598	1.632	1.649	0.051	15.811	04/06/2020	1.588	1.621	1.649	0.010	0.011	0.000
05/06/2020	1.588	1.611	1.670	0.082	15.832	05/06/2020	1.588	1.610	1.645	0.000	0.001	0.025
06/06/2020	1.670	1.740	1.765	0.095	15.927	06/06/2020	1.599	1.693	1.765	0.071	0.047	0.000
										-	-	-
07/06/2020	1.722	1.742	1.758	0.036	15.920	07/06/2020	1.734	1.749	1.765	0.012	0.007	0.007
										-	-	-
08/06/2020	1.703	1.720	1.739	0.036	15.901	08/06/2020	1.711	1.729	1.748	0.008	0.009	0.009
										-	-	-
09/06/2020	1.691	1.703	1.717	0.026	15.879	09/06/2020	1.700	1.709	1.723	0.009	0.006	0.006
										-	-	-
10/06/2020	1.583	1.646	1.693	0.110	15.855	10/06/2020	1.630	1.681	1.704	0.047	0.035	0.011
										-	-	-
11/06/2020	1.557	1.594	1.623	0.066	15.785	11/06/2020	1.581	1.604	1.631	0.024	0.010	0.008
										-	-	-
12/06/2020	1.538	1.555	1.563	0.025	15.725	12/06/2020	1.538	1.562	1.598	0.000	0.007	0.035
										-	-	-
13/06/2020	1.534	1.549	1.560	0.026	15.722	13/06/2020	1.534	1.552	1.560	0.000	0.003	0.000
										-	-	-
14/06/2020	1.521	1.539	1.552	0.031	15.714	14/06/2020	1.521	1.542	1.555	0.000	0.003	0.003
										-	-	-
15/06/2020	1.489	1.513	1.540	0.051	15.702	15/06/2020	1.512	1.529	1.543	0.023	0.016	0.003

16/06/2020	1.498	1.538	1.567	0.069	15.729	16/06/2020	1.489	1.516	1.551	0.009	0.022	0.016
17/06/2020	1.567	1.582	1.600	0.033	15.762	17/06/2020	1.550	1.572	1.600	0.017	0.010	0.000
18/06/2020	1.590	1.608	1.627	0.037	15.789	18/06/2020	1.573	1.600	1.627	0.017	0.008	0.000
19/06/2020	1.595	1.614	1.630	0.035	15.792	19/06/2020	1.590	1.606	1.625	0.005	0.008	0.005
										-	-	-
20/06/2020	1.559	1.608	1.627	0.068	15.789	20/06/2020	1.611	1.622	1.630	0.052	0.014	0.003
										-	-	-
21/06/2020	1.523	1.548	1.564	0.041	15.726	21/06/2020	1.523	1.561	1.609	0.000	0.013	0.045
										-	-	-
22/06/2020	1.501	1.529	1.554	0.053	15.716	22/06/2020	1.501	1.539	1.563	0.000	0.010	0.009
23/06/2020	1.546	1.601	1.640	0.094	15.802	23/06/2020	1.501	1.564	1.629	0.045	0.037	0.011
24/06/2020	1.613	1.648	1.663	0.050	15.825	24/06/2020	1.606	1.636	1.663	0.007	0.012	0.000
										-	-	-
25/06/2020	1.645	1.656	1.670	0.025	15.832	25/06/2020	1.647	1.657	1.670	0.002	0.001	0.000
										-	-	-
26/06/2020	1.620	1.650	1.666	0.046	15.828	26/06/2020	1.645	1.655	1.666	0.025	0.005	0.000
										-	-	-
27/06/2020	1.546	1.600	1.633	0.087	15.795	27/06/2020	1.604	1.627	1.663	0.058	0.027	0.030
										-	-	-
28/06/2020	1.542	1.565	1.594	0.052	15.756	28/06/2020	1.542	1.563	1.605	0.000	0.002	0.011
29/06/2020	1.594	1.652	1.691	0.097	15.853	29/06/2020	1.564	1.616	1.664	0.030	0.036	0.027
30/06/2020	1.691	1.715	1.735	0.044	15.897	30/06/2020	1.661	1.695	1.735	0.030	0.020	0.000
01/07/2020	1.722	1.747	1.767	0.045	15.929	01/07/2020	1.714	1.739	1.767	0.008	0.008	0.000
										-	-	-
02/07/2020	1.663	1.699	1.724	0.061	15.886	02/07/2020	1.687	1.721	1.761	0.024	0.022	0.037
										-	-	-
03/07/2020	1.663	1.680	1.699	0.036	15.861	03/07/2020	1.663	1.682	1.710	0.000	0.002	0.011
										-	-	-
04/07/2020	1.641	1.664	1.713	0.072	15.875	04/07/2020	1.641	1.665	1.696	0.000	0.001	0.017
05/07/2020	1.701	1.729	1.757	0.056	15.919	05/07/2020	1.653	1.710	1.757	0.048	0.019	0.000
										-	-	-
06/07/2020	1.692	1.713	1.732	0.040	15.894	06/07/2020	1.693	1.720	1.739	0.001	0.007	0.007
										-	-	-
07/07/2020	1.671	1.683	1.697	0.026	15.859	07/07/2020	1.671	1.693	1.728	0.000	0.010	0.031
										-	-	-
08/07/2020	1.655	1.677	1.693	0.038	15.855	08/07/2020	1.655	1.678	1.697	0.000	0.001	0.004
										-	-	-
09/07/2020	1.634	1.662	1.682	0.048	15.844	09/07/2020	1.634	1.666	1.693	0.000	0.004	0.011

10/07/2020	1.625	1.652	1.674	0.049	15.836	10/07/2020	1.645	1.664	1.678	0.020	0.012	0.004
11/07/2020	1.588	1.605	1.632	0.044	15.794	11/07/2020	1.588	1.622	1.658	0.000	0.017	0.026
12/07/2020	1.510	1.541	1.589	0.079	15.751	12/07/2020	1.532	1.568	1.607	0.022	0.027	0.018
13/07/2020	1.480	1.501	1.514	0.034	15.676	13/07/2020	1.491	1.513	1.545	0.011	0.012	0.031
14/07/2020	1.456	1.471	1.487	0.031	15.649	14/07/2020	1.456	1.479	1.510	0.000	0.008	0.023
15/07/2020	1.455	1.475	1.496	0.041	15.658	15/07/2020	1.455	1.473	1.496	0.000	0.002	0.000
16/07/2020	1.452	1.491	1.516	0.064	15.678	16/07/2020	1.452	1.480	1.514	0.000	0.011	0.002
17/07/2020	1.485	1.508	1.530	0.045	15.692	17/07/2020	1.485	1.504	1.530	0.000	0.004	0.000
18/07/2020	1.488	1.514	1.529	0.041	15.691	18/07/2020	1.488	1.513	1.528	0.000	0.001	0.001
19/07/2020	1.491	1.515	1.524	0.033	15.686	19/07/2020	1.491	1.516	1.529	0.000	0.001	0.005
20/07/2020	1.496	1.517	1.535	0.039	15.697	20/07/2020	1.496	1.518	1.535	0.000	0.001	0.000
21/07/2020	1.464	1.493	1.523	0.059	15.685	21/07/2020	1.480	1.506	1.534	0.016	0.013	0.011
22/07/2020	1.459	1.479	1.492	0.033	15.654	22/07/2020	1.459	1.479	1.515	0.000	0.000	0.023
23/07/2020	1.476	1.516	1.543	0.067	15.705	23/07/2020	1.475	1.495	1.538	0.001	0.021	0.005
24/07/2020	1.528	1.554	1.590	0.062	15.752	24/07/2020	1.528	1.551	1.590	0.000	0.003	0.000
25/07/2020	1.530	1.588	1.619	0.089	15.781	25/07/2020	1.530	1.564	1.614	0.000	0.024	0.005
26/07/2020	1.548	1.574	1.594	0.046	15.756	26/07/2020	1.548	1.587	1.619	0.000	0.013	0.025
27/07/2020	1.568	1.620	1.655	0.087	15.817	27/07/2020	1.567	1.593	1.649	0.001	0.027	0.006
28/07/2020	1.639	1.687	1.717	0.078	15.879	28/07/2020	1.634	1.663	1.710	0.005	0.024	0.007
29/07/2020	1.656	1.684	1.711	0.055	15.873	29/07/2020	1.670	1.695	1.717	0.014	0.011	0.006
30/07/2020	1.615	1.650	1.679	0.064	15.841	30/07/2020	1.646	1.666	1.692	0.031	0.016	0.013
31/07/2020	1.598	1.623	1.650	0.052	15.812	31/07/2020	1.603	1.629	1.657	0.005	0.006	0.007
01/08/2020	1.583	1.594	1.602	0.019	15.764	01/08/2020	1.583	1.603	1.643	0.000	0.009	0.041
02/08/2020	1.527	1.554	1.588	0.061	15.750	02/08/2020	1.536	1.574	1.601	0.009	0.020	0.013

03/08/2020	1.524	1.579	1.630	0.106	15.792	03/08/2020	1.524	1.554	1.621	0.000	0.025	0.009
04/08/2020	1.583	1.609	1.632	0.049	15.794	04/08/2020	1.583	1.604	1.630	0.000	0.005	0.002
05/08/2020	1.628	1.658	1.676	0.048	15.838	05/08/2020	1.612	1.642	1.675	0.016	0.016	0.001
06/08/2020	1.646	1.680	1.701	0.055	15.863	06/08/2020	1.646	1.670	1.701	0.000	0.010	0.000
										-	-	-
07/08/2020	1.632	1.657	1.684	0.052	15.846	07/08/2020	1.644	1.671	1.694	0.012	0.014	0.010
										-	-	-
08/08/2020	1.597	1.626	1.657	0.060	15.819	08/08/2020	1.602	1.635	1.666	0.005	0.009	0.009
										-	-	-
09/08/2020	1.561	1.583	1.608	0.047	15.770	09/08/2020	1.569	1.603	1.653	0.008	0.020	0.045
										-	-	-
10/08/2020	1.533	1.562	1.590	0.057	15.752	10/08/2020	1.546	1.571	1.599	0.013	0.009	0.009
										-	-	-
11/08/2020	1.490	1.535	1.571	0.081	15.733	11/08/2020	1.525	1.548	1.575	0.035	0.013	0.004
										-	-	-
12/08/2020	1.460	1.490	1.513	0.053	15.675	12/08/2020	1.480	1.504	1.557	0.020	0.014	0.044
										-	-	-
13/08/2020	1.418	1.451	1.477	0.059	15.639	13/08/2020	1.438	1.467	1.499	0.020	0.016	0.022
										-	-	-
14/08/2020	1.403	1.424	1.446	0.043	15.608	14/08/2020	1.410	1.430	1.464	0.007	0.006	0.018
										-	-	-
15/08/2020	1.361	1.390	1.410	0.049	15.572	15/08/2020	1.362	1.403	1.440	0.001	0.013	0.030
										-	-	-
16/08/2020	1.318	1.343	1.367	0.049	15.529	16/08/2020	1.326	1.362	1.410	0.008	0.019	0.043
										-	-	-
17/08/2020	1.311	1.333	1.350	0.039	15.512	17/08/2020	1.318	1.337	1.353	0.007	0.004	0.003
18/08/2020	1.318	1.359	1.391	0.073	15.553	18/08/2020	1.311	1.337	1.369	0.007	0.022	0.022
19/08/2020	1.355	1.395	1.447	0.092	15.609	19/08/2020	1.355	1.394	1.447	0.000	0.001	0.000
20/08/2020	1.359	1.430	1.473	0.114	15.635	20/08/2020	1.359	1.408	1.473	0.000	0.022	0.000
										-	-	-
21/08/2020	1.419	1.447	1.467	0.048	15.629	21/08/2020	1.419	1.446	1.468	0.000	0.001	0.001
										-	-	-
22/08/2020	1.427	1.446	1.475	0.048	15.637	22/08/2020	1.427	1.450	1.475	0.000	0.004	0.000
										-	-	-
23/08/2020	1.421	1.438	1.471	0.050	15.633	23/08/2020	1.421	1.439	1.471	0.000	0.001	0.000
24/08/2020	1.396	1.445	1.486	0.090	15.648	24/08/2020	1.396	1.439	1.486	0.000	0.006	0.000
25/08/2020	1.425	1.475	1.523	0.098	15.685	25/08/2020	1.425	1.465	1.523	0.000	0.010	0.000
										-	-	-
26/08/2020	1.437	1.477	1.501	0.064	15.663	26/08/2020	1.465	1.477	1.494	0.028	0.000	0.007

27/08/2020	1.431	1.470	1.520	0.089	15.682	27/08/2020	1.431	1.458	1.501	0.000	0.012	0.019
28/08/2020	1.502	1.561	1.599	0.097	15.761	28/08/2020	1.486	1.531	1.590	0.016	0.030	0.009
29/08/2020	1.585	1.628	1.675	0.090	15.837	29/08/2020	1.577	1.611	1.675	0.008	0.017	0.000
30/08/2020	1.597	1.622	1.656	0.059	15.818	30/08/2020	1.597	1.622	1.671	0.000	0.000	0.015
31/08/2020	1.611	1.632	1.651	0.040	15.813	31/08/2020	1.611	1.630	1.654	0.000	0.002	0.003
01/09/2020	1.579	1.626	1.649	0.070	15.811	01/09/2020	1.631	1.640	1.649	0.052	0.014	0.000
02/09/2020	1.591	1.656	1.722	0.131	15.884	02/09/2020	1.579	1.628	1.722	0.012	0.028	0.000
03/09/2020	1.623	1.655	1.676	0.053	15.838	03/09/2020	1.644	1.669	1.721	0.021	0.014	0.045
04/09/2020	1.602	1.636	1.677	0.075	15.839	04/09/2020	1.602	1.640	1.677	0.000	0.004	0.000
05/09/2020	1.636	1.686	1.706	0.070	15.868	05/09/2020	1.616	1.662	1.700	0.020	0.024	0.006
06/09/2020	1.648	1.686	1.722	0.074	15.884	06/09/2020	1.663	1.693	1.722	0.015	0.007	0.000
07/09/2020	1.637	1.677	1.729	0.092	15.891	07/09/2020	1.648	1.683	1.729	0.011	0.006	0.000
08/09/2020	1.608	1.646	1.697	0.089	15.859	08/09/2020	1.608	1.649	1.720	0.000	0.003	0.023
09/09/2020	1.640	1.667	1.702	0.062	15.864	09/09/2020	1.631	1.660	1.702	0.009	0.007	0.000
10/09/2020	1.605	1.643	1.672	0.067	15.834	10/09/2020	1.638	1.659	1.693	0.033	0.016	0.021
11/09/2020	1.648	1.692	1.720	0.072	15.882	11/09/2020	1.605	1.665	1.720	0.043	0.027	0.000
12/09/2020	1.677	1.767	1.874	0.197	16.036	12/09/2020	1.665	1.721	1.799	0.012	0.046	0.075
13/09/2020	1.874	1.994	2.042	0.168	16.204	13/09/2020	1.791	1.910	2.038	0.083	0.084	0.004
14/09/2020	1.921	1.987	2.045	0.124	16.207	14/09/2020	1.985	2.022	2.045	0.064	0.035	0.000
15/09/2020	1.865	1.894	1.927	0.062	16.089	15/09/2020	1.887	1.919	1.996	0.022	0.025	0.069
16/09/2020	1.774	1.818	1.868	0.094	16.030	16/09/2020	1.815	1.849	1.894	0.041	0.031	0.026
17/09/2020	1.725	1.749	1.783	0.058	15.945	17/09/2020	1.725	1.768	1.821	0.000	0.019	0.038
18/09/2020	1.665	1.698	1.748	0.083	15.910	18/09/2020	1.665	1.718	1.768	0.000	0.020	0.020
19/09/2020	1.586	1.640	1.676	0.090	15.838	19/09/2020	1.586	1.658	1.726	0.000	0.018	0.050

20/09/2020	1.556	1.588	1.626	0.070	15.788	20/09/2020	1.580	1.616	1.665	0.024	0.028	0.039
21/09/2020	1.541	1.579	1.618	0.077	15.780	21/09/2020	1.541	1.570	1.600	0.000	0.009	0.018
22/09/2020	1.565	1.618	1.667	0.102	15.829	22/09/2020	1.565	1.598	1.667	0.000	0.020	0.000
23/09/2020	1.584	1.622	1.663	0.079	15.825	23/09/2020	1.610	1.639	1.663	0.026	0.017	0.000
24/09/2020	1.617	1.679	1.721	0.104	15.883	24/09/2020	1.584	1.650	1.721	0.033	0.029	0.000
25/09/2020	1.596	1.645	1.673	0.077	15.835	25/09/2020	1.641	1.665	1.718	0.045	0.020	0.045
26/09/2020	1.516	1.588	1.634	0.118	15.796	26/09/2020	1.585	1.616	1.657	0.069	0.028	0.023
27/09/2020	1.501	1.524	1.556	0.055	15.718	27/09/2020	1.507	1.540	1.607	0.006	0.016	0.051
28/09/2020	1.519	1.570	1.608	0.089	15.770	28/09/2020	1.501	1.544	1.608	0.018	0.026	0.000
29/09/2020	1.511	1.571	1.611	0.100	15.773	29/09/2020	1.556	1.582	1.611	0.045	0.011	0.000
30/09/2020	1.506	1.553	1.584	0.078	15.746	30/09/2020	1.506	1.549	1.598	0.000	0.004	0.014
01/10/2020	1.568	1.655	1.748	0.180	15.910	01/10/2020	1.548	1.600	1.694	0.020	0.055	0.054
02/10/2020	1.748	1.787	1.816	0.068	15.978	02/10/2020	1.689	1.754	1.816	0.059	0.033	0.000
03/10/2020	1.795	1.817	1.852	0.057	16.014	03/10/2020	1.775	1.801	1.816	0.020	0.016	0.036
04/10/2020	1.832	1.908	1.943	0.111	16.105	04/10/2020	1.807	1.875	1.943	0.025	0.033	0.000
05/10/2020	1.851	1.894	1.941	0.090	16.103	05/10/2020	1.880	1.917	1.941	0.029	0.023	0.000
06/10/2020	1.769	1.834	1.877	0.108	16.039	06/10/2020	1.833	1.857	1.879	0.064	0.023	0.002
07/10/2020	1.762	1.778	1.803	0.041	15.965	07/10/2020	1.768	1.790	1.850	0.006	0.012	0.047
08/10/2020	1.749	1.772	1.804	0.055	15.966	08/10/2020	1.752	1.775	1.804	0.003	0.003	0.000
09/10/2020	1.707	1.744	1.770	0.063	15.932	09/10/2020	1.740	1.758	1.782	0.033	0.014	0.012
10/10/2020	1.692	1.714	1.740	0.048	15.902	10/10/2020	1.692	1.717	1.749	0.000	0.003	0.009
11/10/2020	1.649	1.669	1.702	0.053	15.864	11/10/2020	1.657	1.692	1.740	0.008	0.023	0.038
12/10/2020	1.609	1.643	1.661	0.052	15.823	12/10/2020	1.634	1.657	1.681	0.025	0.014	0.020
13/10/2020	1.632	1.662	1.686	0.054	15.848	13/10/2020	1.639	1.701	1.796	0.007	0.039	0.110

14/10/2020	1.654	1.671	1.683	0.029	15.845	14/10/2020	1.662	1.751	1.837	0.008	0.080	0.154
15/10/2020	1.651	1.662	1.673	0.022	15.835	15/10/2020	1.654	1.665	1.679	0.003	0.003	0.006
16/10/2020	1.619	1.647	1.660	0.041	15.822	16/10/2020	1.628	1.656	1.670	0.009	0.009	0.010
17/10/2020	1.588	1.610	1.619	0.031	15.781	17/10/2020	1.608	1.622	1.654	0.020	0.012	0.035
18/10/2020	1.588	1.607	1.628	0.040	15.790	18/10/2020	1.588	1.606	1.628	0.000	0.001	0.000
19/10/2020	1.604	1.691	1.770	0.166	15.932	19/10/2020	1.592	1.640	1.720	0.012	0.051	0.050
20/10/2020	1.766	1.827	1.886	0.120	16.048	20/10/2020	1.719	1.784	1.850	0.047	0.043	0.036
21/10/2020	1.886	1.961	1.985	0.099	16.147	21/10/2020	1.834	1.914	1.982	0.052	0.047	0.003
22/10/2020	1.978	2.014	2.048	0.070	16.210	22/10/2020	1.966	2.005	2.048	0.012	0.009	0.000
23/10/2020	1.857	1.951	1.990	0.133	16.152	23/10/2020	1.958	1.984	2.029	0.101	0.033	0.039
24/10/2020	1.874	1.935	1.972	0.098	16.134	24/10/2020	1.857	1.930	1.972	0.017	0.005	0.000
25/10/2020	1.851	1.885	1.915	0.064	16.077	25/10/2020	1.851	1.902	1.960	0.000	0.017	0.045
26/10/2020	1.877	1.886	1.897	0.020	16.059	26/10/2020	1.869	1.884	1.902	0.008	0.002	0.005
27/10/2020	1.833	1.879	1.907	0.074	16.069	27/10/2020	1.880	1.893	1.907	0.047	0.014	0.000
28/10/2020	1.819	1.848	1.877	0.058	16.039	28/10/2020	1.833	1.853	1.883	0.014	0.005	0.006
29/10/2020	1.821	1.847	1.869	0.048	16.031	29/10/2020	1.819	1.847	1.869	0.002	0.000	0.000
30/10/2020	1.819	1.875	1.925	0.106	16.087	30/10/2020	1.821	1.865	1.925	0.002	0.010	0.000
31/10/2020	1.825	1.931	2.012	0.187	16.174	31/10/2020	1.819	1.887	1.997	0.006	0.044	0.015
01/11/2020	1.961	2.008	2.044	0.083	16.206	01/11/2020	1.951	1.996	2.044	0.010	0.012	0.000
02/11/2020	1.900	1.967	2.009	0.109	16.171	02/11/2020	1.978	2.001	2.042	0.078	0.034	0.033
03/11/2020	1.853	1.899	1.927	0.074	16.089	03/11/2020	1.900	1.920	1.976	0.047	0.021	0.049
04/11/2020	1.801	1.825	1.864	0.063	16.026	04/11/2020	1.816	1.848	1.908	0.015	0.023	0.044
05/11/2020	1.781	1.797	1.836	0.055	15.998	05/11/2020	1.786	1.806	1.836	0.005	0.009	0.000
06/11/2020	1.777	1.789	1.805	0.028	15.967	06/11/2020	1.778	1.790	1.805	0.001	0.001	0.000

07/11/2020	1.771	1.786	1.807	0.036	15.969	07/11/2020	1.777	1.787	1.807	0.006	0.001	0.000
08/11/2020	1.735	1.756	1.773	0.038	15.935	08/11/2020	1.754	1.770	1.794	0.019	0.014	0.021
09/11/2020	1.725	1.740	1.760	0.035	15.922	09/11/2020	1.731	1.745	1.760	0.006	0.005	0.000
10/11/2020	1.645	1.707	1.729	0.084	15.891	10/11/2020	1.716	1.728	1.751	0.071	0.021	0.022
11/11/2020	1.646	1.690	1.733	0.087	15.895	11/11/2020	1.645	1.684	1.733	0.001	0.006	0.000
12/11/2020	1.694	1.747	1.792	0.098	15.954	12/11/2020	1.677	1.729	1.792	0.017	0.018	0.000
13/11/2020	1.718	1.752	1.795	0.077	15.957	13/11/2020	1.719	1.753	1.795	0.001	0.001	0.000
14/11/2020	1.726	1.761	1.790	0.064	15.952	14/11/2020	1.718	1.757	1.790	0.008	0.004	0.000
15/11/2020	1.727	1.780	1.845	0.118	16.007	15/11/2020	1.737	1.780	1.845	0.010	0.000	0.000
16/11/2020	1.738	1.776	1.809	0.071	15.971	16/11/2020	1.727	1.764	1.798	0.011	0.012	0.011
17/11/2020	1.807	1.891	1.924	0.117	16.086	17/11/2020	1.774	1.846	1.923	0.033	0.045	0.001
18/11/2020	1.888	1.921	1.947	0.059	16.109	18/11/2020	1.885	1.914	1.947	0.003	0.007	0.000
19/11/2020	1.870	1.897	1.937	0.067	16.099	19/11/2020	1.881	1.914	1.937	0.011	0.017	0.000
20/11/2020	1.825	1.860	1.885	0.060	16.047	20/11/2020	1.851	1.872	1.885	0.026	0.012	0.000
21/11/2020	1.812	1.854	1.896	0.084	16.058	21/11/2020	1.825	1.860	1.896	0.013	0.006	0.000
22/11/2020	1.821	1.855	1.875	0.054	16.037	22/11/2020	1.812	1.848	1.878	0.009	0.007	0.003
23/11/2020	1.833	1.868	1.922	0.089	16.084	23/11/2020	1.833	1.848	1.880	0.000	0.020	0.042
24/11/2020	1.912	1.930	1.956	0.044	16.118	24/11/2020	1.881	1.918	1.956	0.031	0.012	0.000
25/11/2020	1.876	1.909	1.934	0.058	16.096	25/11/2020	1.905	1.925	1.944	0.029	0.016	0.010
26/11/2020	1.807	1.868	1.900	0.093	16.062	26/11/2020	1.876	1.889	1.905	0.069	0.021	0.005
27/11/2020	1.791	1.822	1.844	0.053	16.006	27/11/2020	1.807	1.831	1.883	0.016	0.009	0.039
28/11/2020	1.782	1.792	1.801	0.019	15.963	28/11/2020	1.782	1.799	1.837	0.000	0.007	0.036
29/11/2020	1.756	1.786	1.807	0.051	15.969	29/11/2020	1.782	1.793	1.807	0.026	0.007	0.000
30/11/2020	1.759	1.768	1.783	0.024	15.945	30/11/2020	1.756	1.769	1.797	0.003	0.001	0.014

01/12/2020	1.731	1.764	1.793	0.062	15.955	01/12/2020	1.764	1.774	1.793	0.033	0.010	0.000
02/12/2020	1.732	1.748	1.765	0.033	15.927	02/12/2020	1.731	1.749	1.775	0.001	0.001	0.010
03/12/2020	1.669	1.724	1.745	0.076	15.907	03/12/2020	1.729	1.739	1.759	0.060	0.015	0.014
04/12/2020	1.679	1.771	1.892	0.213	16.054	04/12/2020	1.669	1.720	1.805	0.010	0.051	0.087
05/12/2020	1.892	1.975	2.004	0.112	16.166	05/12/2020	1.803	1.918	2.004	0.089	0.057	0.000
06/12/2020	1.913	1.960	1.993	0.080	16.155	06/12/2020	1.949	1.976	2.003	0.036	0.016	0.010
07/12/2020	1.841	1.900	1.942	0.101	16.104	07/12/2020	1.898	1.933	1.977	0.057	0.033	0.035
08/12/2020	1.857	1.871	1.885	0.028	16.047	08/12/2020	1.841	1.867	1.892	0.016	0.004	0.007
09/12/2020	1.841	1.878	1.908	0.067	16.070	09/12/2020	1.858	1.881	1.908	0.017	0.003	0.000
10/12/2020	1.769	1.820	1.856	0.087	16.018	10/12/2020	1.679	1.845	1.891	0.090	0.025	0.035
11/12/2020	1.775	1.797	1.815	0.040	15.977	11/12/2020	1.769	1.795	1.815	0.006	0.002	0.000
12/12/2020	1.757	1.781	1.798	0.041	15.960	12/12/2020	1.767	1.783	1.804	0.010	0.002	0.006
13/12/2020	1.748	1.765	1.795	0.047	15.957	13/12/2020	1.748	1.768	1.796	0.000	0.003	0.001
14/12/2020	1.795	1.872	1.902	0.107	16.064	14/12/2020	1.763	1.831	1.902	0.032	0.041	0.000
15/12/2020	1.836	1.898	1.929	0.093	16.091	15/12/2020	1.865	1.903	1.929	0.029	0.005	0.000
16/12/2020	1.821	1.852	1.882	0.061	16.044	16/12/2020	1.834	1.863	1.907	0.013	0.011	0.025
17/12/2020	1.829	1.862	1.892	0.063	16.054	17/12/2020	1.821	1.860	1.892	0.008	0.002	0.000
18/12/2020	1.836	1.888	1.953	0.117	16.115	18/12/2020	1.829	1.865	1.953	0.007	0.023	0.000
19/12/2020	1.833	1.877	1.909	0.076	16.071	19/12/2020	1.874	1.898	1.933	0.041	0.021	0.024
20/12/2020	1.849	1.903	1.941	0.092	16.103	20/12/2020	1.833	1.872	1.932	0.016	0.031	0.009
21/12/2020	1.900	1.923	1.944	0.044	16.106	21/12/2020	1.912	1.930	1.944	0.012	0.007	0.000
22/12/2020	1.876	1.898	1.918	0.042	16.080	22/12/2020	1.892	1.908	1.934	0.016	0.010	0.016
23/12/2020	1.798	1.857	1.879	0.081	16.041	23/12/2020	1.865	1.880	1.900	0.067	0.023	0.021
24/12/2020	1.775	1.793	1.807	0.032	15.969							

25/12/2020	1.759	1.792	1.821	0.062	15.983
26/12/2020	1.755	1.927	2.047	0.292	16.209
27/12/2020	1.970	2.026	2.065	0.095	16.227
28/12/2020	1.891	1.939	1.970	0.079	16.132
29/12/2020	1.803	1.854	1.892	0.089	16.054
30/12/2020	1.738	1.784	1.805	0.067	15.967
31/12/2020	1.704	1.725	1.741	0.037	15.903
01/01/2021	1.679	1.692	1.704	0.025	15.866
02/01/2021	1.662	1.681	1.697	0.035	15.859
03/01/2021	1.641	1.658	1.667	0.026	15.829
04/01/2021	1.626	1.635	1.641	0.015	15.803
05/01/2021	1.556	1.610	1.631	0.075	15.793
06/01/2021	1.558	1.610	1.646	0.088	15.808
07/01/2021	1.646	1.691	1.733	0.087	15.895
08/01/2021	1.643	1.663	1.685	0.042	15.847
09/01/2021	1.645	1.664	1.689	0.044	15.851
10/01/2021	1.685	1.712	1.772	0.087	15.934
11/01/2021	1.772	1.945	2.015	0.243	16.177
12/01/2021	1.856	1.929	1.972	0.116	16.134
13/01/2021	1.852	1.880	1.903	0.051	16.065
14/01/2021	1.810	1.850	1.874	0.064	16.036
15/01/2021	1.792	1.854	1.903	0.111	16.065
16/01/2021	1.794	1.860	1.906	0.112	16.068
17/01/2021	1.866	1.897	1.925	0.059	16.087
18/01/2021	1.859	1.891	1.902	0.043	16.064
19/01/2021	1.792	1.835	1.860	0.068	16.022
20/01/2021	1.776	1.812	1.837	0.061	15.999
21/01/2021	1.699	1.741	1.778	0.079	15.940
22/01/2021	1.649	1.689	1.703	0.054	15.865
23/01/2021	1.626	1.647	1.662	0.036	15.824
24/01/2021	1.594	1.619	1.639	0.045	15.801
25/01/2021	1.557	1.585	1.597	0.040	15.759
26/01/2021	1.538	1.556	1.577	0.039	15.739
27/01/2021	1.517	1.542	1.562	0.045	15.724
28/01/2021	1.511	1.543	1.577	0.066	15.739
29/01/2021	1.503	1.547	1.571	0.068	15.733
30/01/2021	1.495	1.509	1.520	0.025	15.682

31/01/2021	1.496	1.522	1.559	0.063	15.721
01/02/2021	1.540	1.556	1.576	0.036	15.738
02/02/2021	1.472	1.524	1.563	0.091	15.725
03/02/2021	1.466	1.499	1.534	0.068	15.696
04/02/2021	1.474	1.507	1.544	0.070	15.706
05/02/2021	1.450	1.493	1.512	0.062	15.674
06/02/2021	1.438	1.484	1.512	0.074	15.674
07/02/2021	1.432	1.464	1.503	0.071	15.665
08/02/2021	1.438	1.469	1.487	0.049	15.649
09/02/2021	1.399	1.431	1.452	0.053	15.614
10/02/2021	1.412	1.439	1.458	0.046	15.620
11/02/2021	1.423	1.448	1.460	0.037	15.622
12/02/2021	1.381	1.441	1.478	0.097	15.640
13/02/2021	1.388	1.422	1.460	0.072	15.622
14/02/2021	1.406	1.452	1.512	0.106	15.674
15/02/2021	1.512	1.580	1.643	0.131	15.805
16/02/2021	1.635	1.754	1.804	0.169	15.966
17/02/2021	1.782	1.834	1.882	0.100	16.044
18/02/2021	1.849	1.886	1.921	0.072	16.083
19/02/2021	1.856	1.906	1.970	0.114	16.132
20/02/2021	1.960	1.990	2.028	0.068	16.190
21/02/2021	2.018	2.048	2.074	0.056	16.236
22/02/2021	1.871	1.967	2.033	0.162	16.195
23/02/2021	1.847	1.900	1.954	0.107	16.116
24/02/2021	1.942	1.982	2.029	0.087	16.191
25/02/2021	1.865	1.910	1.954	0.089	16.116
26/02/2021	1.802	1.831	1.865	0.063	16.027
27/02/2021	1.771	1.791	1.805	0.034	15.967
28/02/2021	1.751	1.763	1.773	0.022	15.935
01/03/2021	1.738	1.769	1.795	0.057	15.957
02/03/2021	1.698	1.764	1.805	0.107	15.967
03/03/2021	1.683	1.723	1.749	0.066	15.911
04/03/2021	1.586	1.647	1.687	0.101	15.849
05/03/2021	1.563	1.588	1.608	0.045	15.770
06/03/2021	1.559	1.581	1.602	0.043	15.764
07/03/2021	1.539	1.566	1.599	0.060	15.761
08/03/2021	1.540	1.566	1.597	0.057	15.759

09/03/2021	1.583	1.620	1.680	0.097	15.842
10/03/2021	1.679	1.725	1.793	0.114	15.955
11/03/2021	1.766	1.786	1.801	0.035	15.963
12/03/2021	1.781	1.793	1.804	0.023	15.966
13/03/2021	1.716	1.774	1.797	0.081	15.959
14/03/2021	1.702	1.712	1.721	0.019	15.883
15/03/2021	1.706	1.736	1.757	0.051	15.919
16/03/2021	1.729	1.742	1.754	0.025	15.916
17/03/2021	1.707	1.732	1.757	0.050	15.919
18/03/2021	1.639	1.682	1.728	0.089	15.890
19/03/2021	1.623	1.639	1.655	0.032	15.817
20/03/2021	1.623	1.643	1.663	0.040	15.825
21/03/2021	1.622	1.641	1.658	0.036	15.820
22/03/2021	1.599	1.625	1.642	0.043	15.804
23/03/2021	1.552	1.582	1.607	0.055	15.769
24/03/2021	1.532	1.570	1.610	0.078	15.772
25/03/2021	1.608	1.648	1.717	0.109	15.879
26/03/2021	1.714	1.777	1.806	0.092	15.968
27/03/2021	1.790	1.813	1.848	0.058	16.010
28/03/2021	1.846	1.940	2.120	0.274	16.282
29/03/2021	2.120	2.215	2.260	0.140	16.422
30/03/2021	2.205	2.222	2.259	0.054	16.421
31/03/2021	2.206	2.263	2.309	0.103	16.471
01/04/2021	2.051	2.135	2.211	0.160	16.373
02/04/2021	1.928	1.982	2.051	0.123	16.213
03/04/2021	1.860	1.908	1.937	0.077	16.099
04/04/2021	1.758	1.810	1.867	0.109	16.029
05/04/2021	1.722	1.743	1.765	0.043	15.927
06/04/2021	1.659	1.700	1.727	0.068	15.889
07/04/2021	1.649	1.691	1.718	0.069	15.880
08/04/2021	1.641	1.713	1.775	0.134	15.937
09/04/2021	1.763	1.773	1.782	0.019	15.944
10/04/2021	1.728	1.758	1.768	0.040	15.930
11/04/2021	1.712	1.720	1.728	0.016	15.890
12/04/2021	1.682	1.715	1.754	0.072	15.916
13/04/2021	1.651	1.674	1.694	0.043	15.856
14/04/2021	1.632	1.644	1.655	0.023	15.817

15/04/2021	1.629	1.644	1.667	0.038	15.829
16/04/2021	1.639	1.657	1.675	0.036	15.837
17/04/2021	1.614	1.645	1.672	0.058	15.834
18/04/2021	1.596	1.617	1.639	0.043	15.801
19/04/2021	1.555	1.586	1.625	0.070	15.787
20/04/2021	1.541	1.549	1.563	0.022	15.725
21/04/2021	1.525	1.544	1.551	0.026	15.713
22/04/2021	1.536	1.548	1.561	0.025	15.723
23/04/2021	1.506	1.529	1.550	0.044	15.712
24/04/2021	1.519	1.532	1.548	0.029	15.710
25/04/2021	1.532	1.545	1.567	0.035	15.729
26/04/2021	1.537	1.556	1.583	0.046	15.745
27/04/2021	1.535	1.565	1.586	0.051	15.748
28/04/2021	1.567	1.579	1.604	0.037	15.766
29/04/2021	1.598	1.617	1.644	0.046	15.806
30/04/2021	1.603	1.623	1.646	0.043	15.808
01/05/2021	1.618	1.629	1.648	0.030	15.810
02/05/2021	1.610	1.632	1.652	0.042	15.814
03/05/2021	1.577	1.628	1.676	0.099	15.838
04/05/2021	1.585	1.621	1.643	0.058	15.805
05/05/2021	1.626	1.656	1.679	0.053	15.841
06/05/2021	1.661	1.687	1.711	0.050	15.873
07/05/2021	1.677	1.700	1.712	0.035	15.874
08/05/2021	1.661	1.684	1.705	0.044	15.867
09/05/2021	1.657	1.680	1.716	0.059	15.878
10/05/2021	1.675	1.701	1.718	0.043	15.880
11/05/2021	1.664	1.677	1.688	0.024	15.850
12/05/2021	1.667	1.681	1.700	0.033	15.862
13/05/2021	1.673	1.695	1.710	0.037	15.872
14/05/2021	1.671	1.710	1.731	0.060	15.893
15/05/2021	1.644	1.662	1.674	0.030	15.836
16/05/2021	1.601	1.617	1.644	0.043	15.806
17/05/2021	1.549	1.583	1.605	0.056	15.767
18/05/2021	1.525	1.552	1.576	0.051	15.738
19/05/2021	1.503	1.521	1.534	0.031	15.696
20/05/2021	1.507	1.527	1.551	0.044	15.713
21/05/2021	1.531	1.557	1.585	0.054	15.747

22/05/2021	1.542	1.556	1.565	0.023	15.727
23/05/2021	1.542	1.556	1.565	0.023	15.727
24/05/2021	1.559	1.656	1.748	0.189	15.910
25/05/2021	1.748	1.786	1.805	0.057	15.967
26/05/2021	1.710	1.753	1.780	0.070	15.942
27/05/2021	1.645	1.686	1.714	0.069	15.876
28/05/2021	1.629	1.644	1.660	0.031	15.822
29/05/2021	1.599	1.617	1.631	0.032	15.793
30/05/2021	1.562	1.581	1.601	0.039	15.763
31/05/2021	1.507	1.548	1.587	0.080	15.749
01/06/2021	1.474	1.493	1.517	0.043	15.679
02/06/2021	1.448	1.472	1.490	0.042	15.652
03/06/2021	1.396	1.420	1.453	0.057	15.615
04/06/2021	1.383	1.396	1.405	0.022	15.567
05/06/2021	1.378	1.386	1.398	0.020	15.560
06/06/2021	1.370	1.383	1.391	0.021	15.553
07/06/2021	1.339	1.361	1.375	0.036	15.537
08/06/2021	1.330	1.339	1.344	0.014	15.506
09/06/2021	1.337	1.368	1.397	0.060	15.559
10/06/2021	1.351	1.376	1.394	0.043	15.556
11/06/2021	1.343	1.357	1.371	0.028	15.533
12/06/2021	1.353	1.377	1.408	0.055	15.570
13/06/2021	1.334	1.368	1.396	0.062	15.558
14/06/2021	1.334	1.378	1.419	0.085	15.581
15/06/2021	1.314	1.369	1.424	0.110	15.586
16/06/2021	1.322	1.339	1.355	0.033	15.517
17/06/2021	1.351	1.370	1.388	0.037	15.550
18/06/2021	1.322	1.355	1.372	0.050	15.534
19/06/2021	1.238	1.304	1.339	0.101	15.501
20/06/2021	1.235	1.259	1.276	0.041	15.438
21/06/2021	1.196	1.226	1.245	0.049	15.407
22/06/2021	1.184	1.199	1.221	0.037	15.383
23/06/2021	1.210	1.235	1.255	0.045	15.417
24/06/2021	1.177	1.216	1.239	0.062	15.401
25/06/2021	1.176	1.201	1.224	0.048	15.386
26/06/2021	1.219	1.230	1.237	0.018	15.399
27/06/2021	1.232	1.249	1.269	0.037	15.431

28/06/2021	1.250	1.273	1.292	0.042	15.454
29/06/2021	1.237	1.272	1.300	0.063	15.462
30/06/2021	1.236	1.261	1.274	0.038	15.436
01/07/2021	1.236	1.259	1.287	0.051	15.449
02/07/2021	1.269	1.284	1.301	0.032	15.463
03/07/2021	1.247	1.264	1.276	0.029	15.438
04/07/2021	1.240	1.254	1.272	0.032	15.434
05/07/2021	1.249	1.301	1.342	0.093	15.504
06/07/2021	1.341	1.370	1.391	0.050	15.553
07/07/2021	1.381	1.396	1.412	0.031	15.574
08/07/2021	1.395	1.428	1.462	0.067	15.624
09/07/2021	1.411	1.424	1.438	0.027	15.600
10/07/2021	1.404	1.446	1.476	0.072	15.638
11/07/2021	1.469	1.489	1.516	0.047	15.678
12/07/2021	1.470	1.490	1.507	0.037	15.669
13/07/2021	1.502	1.515	1.530	0.028	15.692
14/07/2021	1.453	1.481	1.505	0.052	15.667
15/07/2021	1.467	1.501	1.526	0.059	15.688
16/07/2021	1.469	1.500	1.530	0.061	15.692
17/07/2021	1.409	1.425	1.469	0.060	15.631
18/07/2021	1.427	1.441	1.462	0.035	15.624
19/07/2021	1.407	1.432	1.451	0.044	15.613
20/07/2021	1.401	1.420	1.441	0.040	15.603
21/07/2021	1.385	1.421	1.444	0.059	15.606
22/07/2021	1.359	1.384	1.400	0.041	15.562
23/07/2021	1.356	1.389	1.410	0.054	15.572
24/07/2021	1.322	1.346	1.363	0.041	15.525
25/07/2021	1.321	1.329	1.349	0.028	15.511
26/07/2021	1.330	1.354	1.376	0.046	15.538
27/07/2021	1.352	1.390	1.409	0.057	15.571
28/07/2021	1.399	1.422	1.456	0.057	15.618
29/07/2021	1.450	1.494	1.528	0.078	15.690
30/07/2021	1.507	1.524	1.535	0.028	15.697
31/07/2021	1.503	1.513	1.523	0.020	15.685
01/08/2021	1.513	1.520	1.532	0.019	15.694
02/08/2021	1.514	1.524	1.533	0.019	15.695
03/08/2021	1.513	1.539	1.557	0.044	15.719

04/08/2021	1.557	1.580	1.597	0.040	15.759
05/08/2021	1.565	1.577	1.584	0.019	15.746
06/08/2021	1.564	1.590	1.615	0.051	15.777
07/08/2021	1.557	1.595	1.612	0.055	15.774
08/08/2021	1.540	1.556	1.568	0.028	15.730
09/08/2021	1.555	1.567	1.580	0.025	15.742
10/08/2021	1.557	1.569	1.587	0.030	15.749
11/08/2021	1.559	1.580	1.602	0.043	15.764
12/08/2021	1.594	1.603	1.613	0.019	15.775
13/08/2021	1.580	1.592	1.608	0.028	15.770
14/08/2021	1.608	1.635	1.649	0.041	15.811
15/08/2021	1.594	1.627	1.648	0.054	15.810
16/08/2021	1.586	1.604	1.614	0.028	15.776
17/08/2021	1.542	1.584	1.608	0.066	15.770
18/08/2021	1.518	1.542	1.566	0.048	15.728
19/08/2021	1.526	1.543	1.557	0.031	15.719
20/08/2021	1.555	1.577	1.586	0.031	15.748
21/08/2021	1.566	1.575	1.583	0.017	15.745
22/08/2021	1.559	1.571	1.585	0.026	15.747
23/08/2021	1.535	1.548	1.561	0.026	15.723
24/08/2021	1.522	1.532	1.540	0.018	15.702
25/08/2021	1.504	1.515	1.526	0.022	15.688
26/08/2021	1.492	1.498	1.509	0.017	15.671
27/08/2021	1.485	1.491	1.501	0.016	15.663
28/08/2021	1.449	1.467	1.488	0.039	15.650
29/08/2021	1.423	1.435	1.452	0.029	15.614
30/08/2021	1.364	1.406	1.433	0.069	15.595
31/08/2021	1.340	1.361	1.382	0.042	15.544
01/09/2021	1.321	1.346	1.358	0.037	15.520
02/09/2021	1.305	1.330	1.350	0.045	15.512
03/09/2021	1.301	1.326	1.341	0.040	15.503
04/09/2021	1.277	1.298	1.312	0.035	15.474
05/09/2021	1.241	1.270	1.291	0.050	15.453
06/09/2021	1.258	1.283	1.305	0.047	15.467
07/09/2021	1.287	1.305	1.329	0.042	15.491
08/09/2021	1.276	1.301	1.324	0.048	15.486
09/09/2021	1.283	1.314	1.347	0.064	15.509

10/09/2021	1.306	1.316	1.324	0.018	15.486
11/09/2021	1.291	1.298	1.316	0.025	15.478
12/09/2021	1.285	1.300	1.315	0.030	15.477
13/09/2021	1.256	1.282	1.295	0.039	15.457
14/09/2021	1.268	1.286	1.309	0.041	15.471
15/09/2021	1.264	1.284	1.308	0.044	15.470
16/09/2021	1.261	1.287	1.309	0.048	15.471
17/09/2021	1.280	1.295	1.307	0.027	15.469
18/09/2021	1.251	1.292	1.313	0.062	15.475
19/09/2021	1.248	1.262	1.278	0.030	15.440
20/09/2021	1.240	1.249	1.260	0.020	15.422
21/09/2021	1.238	1.251	1.267	0.029	15.429
22/09/2021	1.250	1.284	1.309	0.059	15.471
23/09/2021	1.249	1.275	1.297	0.048	15.459
24/09/2021	1.221	1.243	1.272	0.051	15.434
25/09/2021	1.261	1.287	1.317	0.056	15.479
26/09/2021	1.260	1.291	1.346	0.086	15.508
27/09/2021	1.344	1.434	1.494	0.150	15.656
28/09/2021	1.494	1.568	1.626	0.132	15.788
29/09/2021	1.625	1.656	1.680	0.055	15.842
30/09/2021	1.648	1.666	1.685	0.037	15.847
01/10/2021	1.622	1.672	1.723	0.101	15.885
02/10/2021	1.719	1.748	1.784	0.065	15.946
03/10/2021	1.696	1.710	1.742	0.046	15.904
04/10/2021	1.703	1.726	1.746	0.043	15.908
05/10/2021	1.685	1.719	1.743	0.058	15.905
06/10/2021	1.729	1.751	1.765	0.036	15.927
07/10/2021	1.715	1.731	1.758	0.043	15.920
08/10/2021	1.718	1.748	1.780	0.062	15.942
09/10/2021	1.719	1.730	1.743	0.024	15.905
10/10/2021	1.670	1.687	1.724	0.054	15.886
11/10/2021	1.687	1.699	1.716	0.029	15.878
12/10/2021	1.688	1.713	1.744	0.056	15.906
13/10/2021	1.657	1.696	1.713	0.056	15.875
14/10/2021	1.644	1.657	1.672	0.028	15.834
15/10/2021	1.661	1.683	1.704	0.043	15.866
16/10/2021	1.670	1.689	1.704	0.034	15.866

17/10/2021	1.682	1.714	1.736	0.054	15.898
18/10/2021	1.725	1.742	1.762	0.037	15.924
19/10/2021	1.713	1.742	1.768	0.055	15.930
20/10/2021	1.711	1.729	1.744	0.033	15.906
21/10/2021	1.704	1.734	1.750	0.046	15.912
22/10/2021	1.710	1.771	1.801	0.091	15.963
23/10/2021	1.717	1.748	1.772	0.055	15.934
24/10/2021	1.724	1.749	1.775	0.051	15.937
25/10/2021	1.775	1.802	1.850	0.075	16.012
26/10/2021	1.843	1.887	1.949	0.106	16.111
27/10/2021	1.895	1.933	1.964	0.069	16.126
28/10/2021	1.834	1.869	1.899	0.065	16.061
29/10/2021	1.811	1.822	1.837	0.026	15.999
30/10/2021	1.791	1.826	1.844	0.053	16.006
31/10/2021	1.779	1.817	1.900	0.121	16.062
01/11/2021	1.900	1.942	1.964	0.064	16.126
02/11/2021	1.842	1.902	1.934	0.092	16.096
03/11/2021	1.779	1.816	1.847	0.068	16.009
04/11/2021	1.747	1.765	1.779	0.032	15.941
05/11/2021	1.752	1.766	1.779	0.027	15.941
06/11/2021	1.664	1.731	1.762	0.098	15.924
07/11/2021	1.653	1.691	1.729	0.076	15.891
08/11/2021	1.728	1.748	1.763	0.035	15.925
09/11/2021	1.734	1.750	1.766	0.032	15.928
10/11/2021	1.738	1.756	1.782	0.044	15.944
11/11/2021	1.759	1.784	1.801	0.042	15.963
12/11/2021	1.759	1.788	1.807	0.048	15.969
13/11/2021	1.709	1.768	1.791	0.082	15.953
14/11/2021	1.697	1.705	1.712	0.015	15.874
15/11/2021	1.709	1.740	1.759	0.050	15.921
16/11/2021	1.733	1.771	1.798	0.065	15.960
17/11/2021	1.764	1.783	1.801	0.037	15.963
18/11/2021	1.744	1.759	1.780	0.036	15.942
19/11/2021	1.750	1.764	1.774	0.024	15.936
20/11/2021	1.764	1.789	1.804	0.040	15.966
21/11/2021	1.706	1.760	1.785	0.079	15.947
22/11/2021	1.706	1.731	1.751	0.045	15.913

23/11/2021	1.739	1.772	1.804	0.065	15.966
24/11/2021	1.710	1.736	1.752	0.042	15.914
25/11/2021	1.718	1.752	1.794	0.076	15.956
26/11/2021	1.758	1.796	1.910	0.152	16.072
27/11/2021	1.747	1.761	1.780	0.033	15.942
28/11/2021	1.710	1.740	1.757	0.047	15.919
29/11/2021	1.713	1.747	1.773	0.060	15.935
30/11/2021	1.749	1.771	1.786	0.037	15.948
01/12/2021	1.720	1.759	1.775	0.055	15.937
02/12/2021	1.714	1.745	1.764	0.050	15.926
03/12/2021	1.710	1.748	1.793	0.083	15.955
04/12/2021	1.788	1.799	1.808	0.020	15.970
05/12/2021	1.766	1.786	1.797	0.031	15.959
06/12/2021	1.764	1.804	1.834	0.070	15.996
07/12/2021	1.754	1.783	1.810	0.056	15.972
08/12/2021	1.741	1.756	1.768	0.027	15.930
09/12/2021	1.742	1.772	1.792	0.050	15.954
10/12/2021	1.747	1.762	1.788	0.041	15.950
11/12/2021	1.742	1.758	1.774	0.032	15.936
12/12/2021	1.763	1.782	1.816	0.053	15.978
13/12/2021	1.791	1.802	1.813	0.022	15.975
14/12/2021	1.780	1.806	1.840	0.060	16.002
15/12/2021	1.836	1.853	1.874	0.038	16.036
16/12/2021	1.794	1.815	1.841	0.047	16.003
17/12/2021	1.759	1.804	1.830	0.071	15.992
18/12/2021	1.749	1.767	1.784	0.035	15.946
19/12/2021	1.710	1.741	1.757	0.047	15.919
20/12/2021	1.682	1.726	1.751	0.069	15.913
21/12/2021	1.677	1.692	1.702	0.025	15.864
22/12/2021	1.663	1.690	1.711	0.048	15.873
23/12/2021	1.630	1.651	1.667	0.037	15.829
24/12/2021	1.573	1.637	1.664	0.091	15.826
25/12/2021	1.530	1.554	1.576	0.046	15.738
26/12/2021	1.523	1.532	1.545	0.022	15.707
27/12/2021	1.529	1.538	1.548	0.019	15.710
28/12/2021	1.544	1.572	1.597	0.053	15.759
29/12/2021	1.561	1.615	1.655	0.094	15.817

30/12/2021	1.633	1.705	1.766	0.133	15.928
31/12/2021	1.637	1.739	1.779	0.142	15.941
01/01/2022	1.642	1.676	1.709	0.067	15.871
02/01/2022	1.666	1.760	1.899	0.233	16.061
03/01/2022	1.899	1.951	1.985	0.086	16.147
04/01/2022	1.820	1.895	1.936	0.116	16.098
05/01/2022	1.783	1.813	1.832	0.049	15.994
06/01/2022	1.705	1.759	1.803	0.098	15.965
07/01/2022	1.724	1.753	1.775	0.051	15.937
08/01/2022	1.668	1.718	1.744	0.076	15.906
09/01/2022	1.667	1.712	1.752	0.085	15.914
10/01/2022	1.704	1.748	1.793	0.089	15.955
11/01/2022	1.779	1.788	1.803	0.024	15.965
12/01/2022	1.784	1.797	1.811	0.027	15.973
13/01/2022	1.722	1.755	1.784	0.062	15.946
14/01/2022	1.731	1.763	1.791	0.060	15.953
15/01/2022	1.732	1.770	1.794	0.062	15.956
16/01/2022	1.642	1.694	1.736	0.094	15.898
17/01/2022	1.638	1.655	1.678	0.040	15.840
18/01/2022	1.618	1.634	1.654	0.036	15.816
19/01/2022	1.626	1.654	1.681	0.055	15.843
20/01/2022	1.620	1.666	1.703	0.083	15.865
21/01/2022	1.582	1.615	1.635	0.053	15.797
22/01/2022	1.530	1.571	1.594	0.064	15.756
23/01/2022	1.501	1.526	1.547	0.046	15.709
24/01/2022	1.512	1.601	1.660	0.148	15.822
25/01/2022	1.586	1.620	1.649	0.063	15.811
26/01/2022	1.627	1.650	1.668	0.041	15.830
27/01/2022	1.649	1.690	1.733	0.084	15.895
28/01/2022	1.623	1.696	1.737	0.114	15.899
29/01/2022	1.645	1.691	1.715	0.070	15.877
30/01/2022	1.676	1.709	1.738	0.062	15.900
31/01/2022	1.620	1.687	1.736	0.116	15.898
01/02/2022	1.620	1.639	1.662	0.042	15.824
02/02/2022	1.626	1.667	1.717	0.091	15.879
03/02/2022	1.717	1.780	1.832	0.115	15.994
04/02/2022	1.785	1.828	1.861	0.076	16.023

05/02/2022	1.790	1.834	1.874	0.084	16.036
06/02/2022	1.785	1.802	1.826	0.041	15.988
07/02/2022	1.764	1.788	1.815	0.051	15.977
08/02/2022	1.793	1.814	1.832	0.039	15.994
09/02/2022	1.796	1.829	1.874	0.078	16.036
10/02/2022	1.791	1.804	1.819	0.028	15.981
11/02/2022	1.750	1.787	1.811	0.061	15.973
12/02/2022	1.760	1.818	1.869	0.109	16.031
13/02/2022	1.863	1.897	1.918	0.055	16.080
14/02/2022	1.867	1.886	1.902	0.035	16.064
15/02/2022	1.813	1.850	1.876	0.063	16.038
16/02/2022	1.814	1.920	1.977	0.163	16.139
17/02/2022	1.873	1.912	1.946	0.073	16.108
18/02/2022	1.838	1.874	1.900	0.062	16.062
19/02/2022	1.801	1.833	1.856	0.055	16.018
20/02/2022	1.808	1.893	1.943	0.135	16.105
21/02/2022	1.923	1.947	1.980	0.057	16.142
22/02/2022	1.933	1.966	1.998	0.065	16.160
23/02/2022	1.976	2.050	2.102	0.126	16.264
24/02/2022	1.885	1.969	2.047	0.162	16.209
25/02/2022	1.863	1.879	1.899	0.036	16.061
26/02/2022	1.851	1.884	1.929	0.078	16.091
27/02/2022	1.819	1.838	1.856	0.037	16.018
28/02/2022	1.812	1.838	1.857	0.045	16.019
01/03/2022	1.811	1.837	1.857	0.046	16.019
02/03/2022	1.716	1.776	1.818	0.102	15.980
03/03/2022	1.702	1.732	1.754	0.052	15.916
04/03/2022	1.720	1.737	1.747	0.027	15.909
05/03/2022	1.690	1.715	1.728	0.038	15.890
06/03/2022	1.669	1.687	1.704	0.035	15.866
07/03/2022	1.599	1.652	1.686	0.087	15.848
08/03/2022	1.562	1.578	1.614	0.052	15.776
09/03/2022	1.552	1.593	1.626	0.074	15.788
10/03/2022	1.613	1.627	1.649	0.036	15.811
11/03/2022	1.616	1.626	1.633	0.017	15.795
12/03/2022	1.618	1.651	1.681	0.063	15.843
13/03/2022	1.659	1.711	1.750	0.091	15.912

14/03/2022	1.714	1.730	1.743	0.029	15.905
15/03/2022	1.697	1.712	1.728	0.031	15.890
16/03/2022	1.690	1.714	1.735	0.045	15.897
17/03/2022	1.610	1.639	1.694	0.084	15.856
18/03/2022	1.542	1.581	1.624	0.082	15.786
19/03/2022	1.490	1.516	1.557	0.067	15.719
20/03/2022	1.475	1.498	1.519	0.044	15.681
21/03/2022	1.473	1.489	1.507	0.034	15.669
22/03/2022	1.473	1.504	1.539	0.066	15.701
23/03/2022	1.512	1.530	1.549	0.037	15.711
24/03/2022	1.485	1.521	1.546	0.061	15.708
25/03/2022	1.464	1.478	1.492	0.028	15.654
26/03/2022	1.432	1.446	1.470	0.038	15.632
27/03/2022	1.398	1.423	1.447	0.049	15.609
28/03/2022	1.371	1.389	1.415	0.044	15.577
29/03/2022	1.380	1.407	1.435	0.055	15.597
30/03/2022	1.362	1.390	1.411	0.049	15.573
31/03/2022	1.347	1.373	1.395	0.048	15.557
01/04/2022	1.363	1.379	1.395	0.032	15.557
02/04/2022	1.346	1.353	1.364	0.018	15.526
03/04/2022	1.267	1.328	1.355	0.088	15.517
04/04/2022	1.261	1.285	1.337	0.076	15.499
05/04/2022	1.335	1.423	1.530	0.195	15.692
06/04/2022	1.529	1.631	1.687	0.158	15.849
07/04/2022	1.677	1.711	1.751	0.074	15.913
08/04/2022	1.715	1.737	1.750	0.035	15.912
09/04/2022	1.736	1.749	1.763	0.027	15.925
10/04/2022	1.694	1.710	1.743	0.049	15.905
11/04/2022	1.594	1.637	1.700	0.106	15.862
12/04/2022	1.588	1.612	1.634	0.046	15.796
13/04/2022	1.634	1.653	1.672	0.038	15.834
14/04/2022	1.651	1.683	1.707	0.056	15.869
15/04/2022	1.689	1.703	1.715	0.026	15.877
16/04/2022	1.646	1.667	1.692	0.046	15.854
17/04/2022	1.576	1.603	1.652	0.076	15.814
18/04/2022	1.521	1.557	1.608	0.087	15.770
19/04/2022	1.523	1.538	1.563	0.040	15.725

20/04/2022	1.537	1.548	1.563	0.026	15.725
21/04/2022	1.507	1.529	1.555	0.048	15.717
22/04/2022	1.473	1.503	1.523	0.050	15.685
23/04/2022	1.404	1.452	1.490	0.086	15.652
24/04/2022	1.391	1.418	1.441	0.050	15.603
25/04/2022	1.432	1.452	1.471	0.039	15.633
26/04/2022	1.433	1.450	1.473	0.040	15.635
27/04/2022	1.443	1.459	1.483	0.040	15.645
28/04/2022	1.460	1.484	1.520	0.060	15.682
29/04/2022	1.512	1.530	1.550	0.038	15.712
30/04/2022	1.475	1.512	1.532	0.057	15.694
01/05/2022	1.474	1.488	1.505	0.031	15.667
02/05/2022	1.497	1.532	1.569	0.072	15.731
03/05/2022	1.556	1.578	1.603	0.047	15.765
04/05/2022	1.502	1.535	1.565	0.063	15.727
05/05/2022	1.486	1.512	1.534	0.048	15.696
06/05/2022	1.495	1.551	1.593	0.098	15.755
07/05/2022	1.593	1.624	1.661	0.068	15.823
08/05/2022	1.619	1.655	1.669	0.050	15.831
09/05/2022	1.519	1.548	1.619	0.100	15.781
10/05/2022	1.540	1.583	1.672	0.132	15.834
11/05/2022	1.672	1.710	1.739	0.067	15.901
12/05/2022	1.716	1.733	1.743	0.027	15.905
13/05/2022	1.716	1.740	1.758	0.042	15.920
14/05/2022	1.734	1.750	1.766	0.032	15.928
15/05/2022	1.627	1.698	1.735	0.108	15.897
16/05/2022	1.596	1.629	1.650	0.054	15.812
17/05/2022	1.611	1.647	1.665	0.054	15.827
18/05/2022	1.564	1.599	1.631	0.067	15.793
19/05/2022	1.600	1.648	1.686	0.086	15.848
20/05/2022	1.642	1.668	1.690	0.048	15.852
21/05/2022	1.647	1.660	1.676	0.029	15.838
22/05/2022	1.646	1.667	1.692	0.046	15.854
23/05/2022	1.667	1.715	1.742	0.075	15.904
24/05/2022	1.722	1.741	1.754	0.032	15.916
25/05/2022	1.645	1.684	1.735	0.090	15.897
26/05/2022	1.554	1.622	1.660	0.106	15.822

27/05/2022	1.564	1.585	1.596	0.032	15.758
28/05/2022	1.579	1.588	1.601	0.022	15.763
29/05/2022	1.576	1.592	1.610	0.034	15.772
30/05/2022	1.574	1.591	1.606	0.032	15.768
31/05/2022	1.582	1.599	1.617	0.035	15.779
01/06/2022	1.596	1.627	1.654	0.058	15.816
02/06/2022	1.589	1.601	1.627	0.038	15.789
03/06/2022	1.545	1.573	1.597	0.052	15.759
04/06/2022	1.520	1.536	1.558	0.038	15.720
05/06/2022	1.523	1.554	1.570	0.047	15.732
06/06/2022	1.565	1.578	1.598	0.033	15.760
07/06/2022	1.581	1.603	1.626	0.045	15.788
08/06/2022	1.606	1.622	1.632	0.026	15.794
09/06/2022	1.529	1.585	1.635	0.106	15.797
10/06/2022	1.521	1.537	1.559	0.038	15.721
11/06/2022	1.530	1.565	1.600	0.070	15.762
12/06/2022	1.594	1.620	1.656	0.062	15.818
13/06/2022	1.656	1.682	1.700	0.044	15.862
14/06/2022	1.659	1.691	1.720	0.061	15.882
15/06/2022	1.658	1.679	1.698	0.040	15.860
16/06/2022	1.609	1.634	1.664	0.055	15.826
17/06/2022	1.525	1.569	1.617	0.092	15.779
18/06/2022	1.531	1.544	1.557	0.026	15.719
19/06/2022	1.552	1.568	1.592	0.040	15.754
20/06/2022	1.590	1.600	1.608	0.018	15.770
21/06/2022	1.602	1.626	1.661	0.059	15.823
22/06/2022	1.518	1.571	1.622	0.104	15.784
23/06/2022	1.527	1.537	1.551	0.024	15.713
24/06/2022	1.482	1.534	1.565	0.083	15.727
25/06/2022	1.408	1.433	1.491	0.083	15.653
26/06/2022	1.366	1.386	1.423	0.057	15.585
27/06/2022	1.409	1.436	1.458	0.049	15.620
28/06/2022	1.292	1.325	1.416	0.124	15.578
29/06/2022	1.320	1.357	1.392	0.072	15.554
30/06/2022	1.383	1.414	1.436	0.053	15.598
01/07/2022	1.379	1.414	1.432	0.053	15.594
02/07/2022	1.352	1.360	1.380	0.028	15.542

03/07/2022	1.261	1.311	1.353	0.092	15.515
04/07/2022	1.260	1.276	1.319	0.059	15.481
05/07/2022	1.318	1.405	1.468	0.150	15.630
06/07/2022	1.348	1.371	1.397	0.049	15.559
07/07/2022	1.395	1.421	1.461	0.066	15.623
08/07/2022	1.432	1.442	1.464	0.032	15.626
09/07/2022	1.432	1.442	1.451	0.019	15.613
10/07/2022	1.412	1.446	1.487	0.075	15.649
11/07/2022	1.470	1.509	1.543	0.073	15.705
12/07/2022	1.442	1.487	1.517	0.075	15.679
13/07/2022	1.403	1.418	1.450	0.047	15.612
14/07/2022	1.395	1.403	1.417	0.022	15.579
15/07/2022	1.371	1.388	1.416	0.045	15.578
16/07/2022	1.357	1.370	1.391	0.034	15.553
17/07/2022	1.333	1.357	1.375	0.042	15.537
18/07/2022	1.370	1.428	1.483	0.113	15.645
19/07/2022	1.462	1.507	1.548	0.086	15.710
20/07/2022	1.420	1.439	1.462	0.042	15.624
21/07/2022	1.417	1.456	1.497	0.080	15.659
22/07/2022	1.497	1.552	1.589	0.092	15.751
23/07/2022	1.506	1.540	1.590	0.084	15.752
24/07/2022	1.498	1.571	1.627	0.129	15.789
25/07/2022	1.611	1.620	1.649	0.038	15.811
26/07/2022	1.627	1.653	1.669	0.042	15.831
27/07/2022	1.617	1.635	1.649	0.032	15.811
28/07/2022	1.561	1.583	1.618	0.057	15.780
29/07/2022	1.487	1.558	1.608	0.121	15.770
30/07/2022	1.483	1.505	1.527	0.044	15.689
31/07/2022	1.446	1.462	1.489	0.043	15.651
01/08/2022	1.383	1.464	1.492	0.109	15.654
02/08/2022	1.346	1.372	1.389	0.043	15.551
03/08/2022	1.359	1.401	1.440	0.081	15.602
04/08/2022	1.423	1.442	1.460	0.037	15.622
05/08/2022	1.422	1.432	1.446	0.024	15.608
06/08/2022	1.365	1.389	1.428	0.063	15.590
07/08/2022	1.334	1.358	1.369	0.035	15.531
08/08/2022	1.336	1.346	1.355	0.019	15.517

09/08/2022	1.337	1.345	1.355	0.018	15.517
10/08/2022	1.313	1.347	1.387	0.074	15.549
11/08/2022	1.385	1.415	1.442	0.057	15.604
12/08/2022	1.413	1.441	1.455	0.042	15.617
13/08/2022	1.423	1.459	1.484	0.061	15.646
14/08/2022	1.456	1.478	1.503	0.047	15.665
15/08/2022	1.444	1.460	1.476	0.032	15.638
16/08/2022	1.438	1.454	1.473	0.035	15.635
17/08/2022	1.414	1.444	1.470	0.056	15.632
18/08/2022	1.380	1.398	1.415	0.035	15.577
19/08/2022	1.406	1.447	1.491	0.085	15.653
20/08/2022	1.437	1.456	1.482	0.045	15.644
21/08/2022	1.454	1.507	1.556	0.102	15.718
22/08/2022	1.553	1.570	1.598	0.045	15.760
23/08/2022	1.569	1.589	1.610	0.041	15.772
24/08/2022	1.528	1.556	1.580	0.052	15.742
25/08/2022	1.495	1.512	1.529	0.034	15.691
26/08/2022	1.486	1.496	1.500	0.014	15.662
27/08/2022	1.486	1.495	1.502	0.016	15.664
28/08/2022	1.490	1.498	1.502	0.012	15.664
29/08/2022	1.482	1.491	1.495	0.013	15.657
30/08/2022	1.469	1.481	1.489	0.020	15.651
31/08/2022	1.472	1.479	1.486	0.014	15.648
01/09/2022	1.466	1.475	1.482	0.016	15.644
02/09/2022	1.478	1.490	1.509	0.031	15.671
03/09/2022	1.470	1.479	1.488	0.018	15.650
04/09/2022	1.468	1.495	1.522	0.054	15.684
05/09/2022	1.482	1.518	1.555	0.073	15.717
06/09/2022	1.542	1.560	1.579	0.037	15.741
07/09/2022	1.517	1.541	1.563	0.046	15.725
08/09/2022	1.495	1.526	1.551	0.056	15.713
09/09/2022	1.495	1.510	1.521	0.026	15.683
10/09/2022	1.502	1.511	1.522	0.020	15.684
11/09/2022	1.507	1.514	1.520	0.013	15.682
12/09/2022	1.433	1.473	1.519	0.086	15.681
13/09/2022	1.438	1.463	1.490	0.052	15.652
14/09/2022	1.471	1.490	1.503	0.032	15.665

15/09/2022	1.435	1.469	1.484	0.049	15.646
16/09/2022	1.404	1.431	1.454	0.050	15.616
17/09/2022	1.336	1.367	1.407	0.071	15.569
18/09/2022	1.334	1.342	1.348	0.014	15.510
19/09/2022	1.346	1.353	1.364	0.018	15.526
20/09/2022	1.363	1.414	1.447	0.084	15.609
21/09/2022	1.430	1.445	1.457	0.027	15.619
22/09/2022	1.428	1.496	1.535	0.107	15.697
23/09/2022	1.520	1.542	1.561	0.041	15.723
24/09/2022	1.531	1.539	1.544	0.013	15.706
25/09/2022	1.408	1.460	1.534	0.126	15.696
26/09/2022	1.402	1.426	1.442	0.040	15.604
27/09/2022	1.409	1.489	1.558	0.149	15.720
28/09/2022	1.530	1.557	1.587	0.057	15.749
29/09/2022	1.542	1.592	1.633	0.091	15.795
30/09/2022	1.532	1.613	1.670	0.138	15.832
01/10/2022	1.664	1.691	1.714	0.050	15.876
02/10/2022	1.698	1.735	1.795	0.097	15.957
03/10/2022	1.708	1.748	1.804	0.096	15.966
04/10/2022	1.734	1.861	1.933	0.199	16.095
05/10/2022	1.856	1.906	1.957	0.101	16.119
06/10/2022	1.856	1.910	2.002	0.146	16.164
07/10/2022	1.982	2.020	2.069	0.087	16.231
08/10/2022	1.869	1.926	1.985	0.116	16.147
09/10/2022	1.833	1.859	1.888	0.055	16.050
10/10/2022	1.801	1.823	1.844	0.043	16.006
11/10/2022	1.759	1.796	1.828	0.069	15.990
12/10/2022	1.741	1.762	1.804	0.063	15.966
13/10/2022	1.680	1.710	1.751	0.071	15.913
14/10/2022	1.708	1.740	1.770	0.062	15.932
15/10/2022	1.619	1.661	1.719	0.100	15.881
16/10/2022	1.606	1.644	1.681	0.075	15.843
17/10/2022	1.632	1.662	1.692	0.060	15.854
18/10/2022	1.692	1.738	1.767	0.075	15.929
19/10/2022	1.656	1.719	1.752	0.096	15.914
20/10/2022	1.643	1.671	1.715	0.072	15.877
21/10/2022	1.702	1.729	1.754	0.052	15.916

22/10/2022	1.693	1.711	1.725	0.032	15.887
23/10/2022	1.682	1.707	1.725	0.043	15.887
24/10/2022	1.654	1.688	1.709	0.055	15.871
25/10/2022	1.691	1.718	1.744	0.053	15.906
26/10/2022	1.642	1.672	1.708	0.066	15.870
27/10/2022	1.665	1.700	1.737	0.072	15.899
28/10/2022	1.684	1.710	1.789	0.105	15.951
29/10/2022	1.690	1.774	1.819	0.129	15.981
30/10/2022	1.668	1.700	1.723	0.055	15.885
31/10/2022	1.661	1.689	1.741	0.080	15.903
01/11/2022	1.687	1.715	1.763	0.076	15.925
02/11/2022	1.670	1.731	1.828	0.158	15.990
03/11/2022	1.828	1.878	1.916	0.088	16.078
04/11/2022	1.805	1.843	1.873	0.068	16.035
05/11/2022	1.805	1.857	1.883	0.078	16.045
06/11/2022	1.751	1.793	1.817	0.066	15.979
07/11/2022	1.663	1.726	1.764	0.101	15.926
08/11/2022	1.670	1.692	1.710	0.040	15.872
09/11/2022	1.698	1.739	1.806	0.108	15.968
10/11/2022	1.794	1.851	1.979	0.185	16.141
11/11/2022	1.966	2.008	2.040	0.074	16.202
12/11/2022	1.946	2.021	2.055	0.109	16.217
13/11/2022	1.803	1.884	1.946	0.143	16.108
14/11/2022	1.742	1.763	1.804	0.062	15.966
15/11/2022	1.742	1.767	1.797	0.055	15.959
16/11/2022	1.795	1.829	1.854	0.059	16.016
17/11/2022	1.750	1.780	1.796	0.046	15.958
18/11/2022	1.754	1.790	1.816	0.062	15.978
19/11/2022	1.785	1.795	1.803	0.018	15.965
20/11/2022	1.786	1.814	1.838	0.052	16.000
21/11/2022	1.796	1.841	1.876	0.080	16.038
22/11/2022	1.803	1.834	1.861	0.058	16.023
23/11/2022	1.669	1.730	1.815	0.146	15.977
24/11/2022	1.670	1.691	1.709	0.039	15.871
25/11/2022	1.692	1.780	1.832	0.140	15.994
26/11/2022	1.807	1.825	1.841	0.034	16.003
27/11/2022	1.813	1.835	1.853	0.040	16.015

28/11/2022	1.818	1.849	1.872	0.054	16.034
29/11/2022	1.788	1.838	1.875	0.087	16.037
30/11/2022	1.737	1.768	1.803	0.066	15.965
01/12/2022	1.755	1.808	1.837	0.082	15.999
02/12/2022	1.710	1.749	1.786	0.076	15.948
03/12/2022	1.680	1.697	1.711	0.031	15.873
04/12/2022	1.669	1.698	1.722	0.053	15.884
05/12/2022	1.629	1.670	1.690	0.061	15.852
06/12/2022	1.624	1.653	1.677	0.053	15.839
07/12/2022	1.581	1.637	1.676	0.095	15.838
08/12/2022	1.547	1.586	1.608	0.061	15.770
09/12/2022	1.564	1.592	1.624	0.060	15.786
10/12/2022	1.557	1.581	1.599	0.042	15.761
11/12/2022	1.516	1.549	1.574	0.058	15.736
12/12/2022	1.535	1.583	1.629	0.094	15.791
13/12/2022	1.570	1.602	1.636	0.066	15.798
14/12/2022	1.525	1.544	1.589	0.064	15.751
15/12/2022	1.548	1.612	1.643	0.095	15.805
16/12/2022	1.625	1.689	1.723	0.098	15.885
17/12/2022	1.632	1.664	1.682	0.050	15.844
18/12/2022	1.483	1.554	1.642	0.159	15.804
19/12/2022	1.503	1.628	1.732	0.229	15.894
20/12/2022	1.732	1.797	1.838	0.106	16.000
21/12/2022	1.834	1.907	1.947	0.113	16.109
22/12/2022	1.924	1.972	2.014	0.090	16.176
23/12/2022	1.766	1.873	1.925	0.159	16.087
24/12/2022	1.726	1.805	1.861	0.135	16.023
25/12/2022	1.709	1.787	1.851	0.142	16.013
26/12/2022	1.693	1.734	1.770	0.077	15.932
27/12/2022	1.721	1.755	1.782	0.061	15.944
28/12/2022	1.714	1.771	1.823	0.109	15.985
29/12/2022	1.716	1.771	1.824	0.108	15.986
30/12/2022	1.682	1.717	1.753	0.071	15.915
31/12/2022	1.716	1.768	1.802	0.086	15.964
01/01/2023	1.713	1.754	1.800	0.087	15.962
02/01/2023	1.708	1.762	1.801	0.093	15.963
03/01/2023	1.691	1.740	1.775	0.084	15.937

04/01/2023	1.775	1.845	1.889	0.114	16.051
05/01/2023	1.836	1.871	1.888	0.052	16.050
06/01/2023	1.862	1.930	1.981	0.119	16.143
07/01/2023	1.858	1.947	1.993	0.135	16.155
08/01/2023	1.840	1.858	1.884	0.044	16.046
09/01/2023	1.863	1.895	1.924	0.061	16.086
10/01/2023	1.760	1.809	1.892	0.132	16.054
11/01/2023	1.772	1.868	1.921	0.149	16.083
12/01/2023	1.912	1.948	1.995	0.083	16.157
13/01/2023	1.855	1.935	1.974	0.119	16.136
14/01/2023	1.805	1.856	1.890	0.085	16.052
15/01/2023	1.809	1.833	1.858	0.049	16.020
16/01/2023	1.792	1.808	1.824	0.032	15.986
17/01/2023	1.743	1.779	1.805	0.062	15.967
18/01/2023	1.722	1.773	1.814	0.092	15.976
19/01/2023	1.683	1.701	1.726	0.043	15.888
20/01/2023	1.699	1.736	1.761	0.062	15.923
21/01/2023	1.664	1.678	1.703	0.039	15.865
22/01/2023	1.677	1.765	1.816	0.139	15.978
23/01/2023	1.809	1.838	1.870	0.061	16.032
24/01/2023	1.812	1.851	1.889	0.077	16.051
25/01/2023	1.811	1.861	1.895	0.084	16.057
26/01/2023	1.842	1.883	1.925	0.083	16.087
27/01/2023	1.745	1.797	1.850	0.105	16.012
28/01/2023	1.672	1.753	1.787	0.115	15.949
29/01/2023	1.636	1.665	1.697	0.061	15.859
30/01/2023	1.693	1.798	1.850	0.157	16.012
31/01/2023	1.731	1.757	1.795	0.064	15.957
01/02/2023	1.772	1.826	1.874	0.102	16.036
02/02/2023	1.872	1.948	1.980	0.108	16.142
03/02/2023	1.929	1.979	2.005	0.076	16.167
04/02/2023	1.814	1.862	1.930	0.116	16.092
05/02/2023	1.790	1.814	1.844	0.054	16.006
06/02/2023	1.775	1.797	1.827	0.052	15.989
07/02/2023	1.751	1.836	1.889	0.138	16.051
08/02/2023	1.688	1.715	1.756	0.068	15.918
09/02/2023	1.697	1.733	1.783	0.086	15.945

10/02/2023	1.721	1.754	1.791	0.070	15.953
11/02/2023	1.790	1.808	1.831	0.041	15.993
12/02/2023	1.792	1.808	1.832	0.040	15.994
13/02/2023	1.804	1.834	1.862	0.058	16.024
14/02/2023	1.687	1.773	1.822	0.135	15.984
15/02/2023	1.625	1.647	1.688	0.063	15.850
16/02/2023	1.684	1.733	1.773	0.089	15.935
17/02/2023	1.676	1.743	1.797	0.121	15.959
18/02/2023	1.752	1.832	1.885	0.133	16.047
19/02/2023	1.738	1.778	1.817	0.079	15.979
20/02/2023	1.758	1.795	1.818	0.060	15.980
21/02/2023	1.807	1.833	1.846	0.039	16.008
22/02/2023	1.779	1.829	1.862	0.083	16.024
23/02/2023	1.657	1.763	1.847	0.190	16.009
24/02/2023	1.645	1.659	1.671	0.026	15.833
25/02/2023	1.637	1.654	1.676	0.039	15.838
26/02/2023	1.606	1.632	1.647	0.041	15.809
27/02/2023	1.614	1.625	1.644	0.030	15.806
28/02/2023	1.535	1.608	1.646	0.111	15.808
01/03/2023	1.507	1.529	1.546	0.039	15.708
02/03/2023	1.488	1.521	1.539	0.051	15.701
03/03/2023	1.476	1.513	1.530	0.054	15.692
04/03/2023	1.463	1.493	1.510	0.047	15.672
05/03/2023	1.444	1.464	1.483	0.039	15.645
06/03/2023	1.392	1.429	1.450	0.058	15.612
07/03/2023	1.380	1.401	1.422	0.042	15.584
08/03/2023	1.387	1.405	1.425	0.038	15.587
09/03/2023	1.353	1.388	1.411	0.058	15.573
10/03/2023	1.355	1.376	1.393	0.038	15.555
11/03/2023	1.263	1.341	1.386	0.123	15.548
12/03/2023	1.255	1.280	1.309	0.054	15.471
13/03/2023	1.264	1.354	1.458	0.194	15.620
14/03/2023	1.450	1.485	1.520	0.070	15.682
15/03/2023	1.500	1.520	1.550	0.050	15.712
16/03/2023	1.494	1.541	1.601	0.107	15.763
17/03/2023	1.601	1.641	1.665	0.064	15.827
18/03/2023	1.632	1.654	1.671	0.039	15.833

19/03/2023	1.649	1.700	1.732	0.083	15.894
20/03/2023	1.652	1.692	1.722	0.070	15.884
21/03/2023	1.498	1.611	1.668	0.170	15.830
22/03/2023	1.497	1.575	1.626	0.129	15.788
23/03/2023	1.623	1.701	1.747	0.124	15.909
24/03/2023	1.659	1.698	1.735	0.076	15.897
25/03/2023	1.662	1.713	1.749	0.087	15.911
26/03/2023	1.695	1.726	1.747	0.052	15.909
27/03/2023	1.646	1.696	1.733	0.087	15.895
28/03/2023	1.600	1.626	1.648	0.048	15.810
29/03/2023	1.418	1.494	1.601	0.183	15.763
30/03/2023	1.420	1.441	1.457	0.037	15.619
31/03/2023	1.443	1.476	1.498	0.055	15.660
01/04/2023	1.466	1.499	1.516	0.050	15.678
02/04/2023	1.511	1.541	1.569	0.058	15.731
03/04/2023	1.496	1.534	1.570	0.074	15.732
04/04/2023	1.432	1.468	1.517	0.085	15.679
05/04/2023	1.439	1.509	1.553	0.114	15.715
06/04/2023	1.469	1.516	1.561	0.092	15.723
07/04/2023	1.556	1.586	1.602	0.046	15.764
08/04/2023	1.489	1.570	1.597	0.108	15.759
09/04/2023	1.397	1.426	1.489	0.092	15.651
10/04/2023	1.396	1.404	1.423	0.027	15.585
11/04/2023	1.420	1.447	1.478	0.058	15.640
12/04/2023	1.450	1.492	1.521	0.071	15.683
13/04/2023	1.515	1.577	1.648	0.133	15.810
14/04/2023	1.642	1.660	1.683	0.041	15.845
15/04/2023	1.566	1.635	1.666	0.100	15.828
16/04/2023	1.570	1.602	1.621	0.051	15.783
17/04/2023	1.554	1.591	1.620	0.066	15.782
18/04/2023	1.473	1.518	1.572	0.099	15.734
19/04/2023	1.432	1.460	1.508	0.076	15.670
20/04/2023	1.418	1.447	1.467	0.049	15.629
21/04/2023	1.347	1.390	1.459	0.112	15.621
22/04/2023	1.328	1.367	1.393	0.065	15.555
23/04/2023	1.254	1.276	1.330	0.076	15.492
24/04/2023	1.240	1.266	1.286	0.046	15.448

25/04/2023	1.261	1.289	1.319	0.058	15.481
26/04/2023	1.315	1.357	1.396	0.081	15.558
27/04/2023	1.353	1.376	1.409	0.056	15.571
28/04/2023	1.409	1.436	1.447	0.038	15.609
29/04/2023	1.402	1.421	1.442	0.040	15.604
30/04/2023	1.389	1.409	1.422	0.033	15.584
01/05/2023	1.364	1.404	1.433	0.069	15.595
02/05/2023	1.410	1.443	1.467	0.057	15.629
03/05/2023	1.363	1.442	1.473	0.110	15.635
04/05/2023	1.292	1.313	1.363	0.071	15.525
05/05/2023	1.277	1.298	1.323	0.046	15.485
06/05/2023	1.310	1.327	1.344	0.034	15.506
07/05/2023	1.261	1.322	1.364	0.103	15.526
08/05/2023	1.252	1.293	1.339	0.087	15.501
09/05/2023	1.332	1.363	1.383	0.051	15.545
10/05/2023	1.309	1.334	1.362	0.053	15.524
11/05/2023	1.289	1.316	1.339	0.050	15.501
12/05/2023	1.308	1.334	1.347	0.039	15.509
13/05/2023	1.330	1.342	1.352	0.022	15.514
14/05/2023	1.304	1.319	1.341	0.037	15.503
15/05/2023	1.269	1.297	1.318	0.049	15.480
16/05/2023	1.255	1.275	1.295	0.040	15.457
17/05/2023	1.204	1.249	1.291	0.087	15.453
18/05/2023	1.178	1.208	1.250	0.072	15.412
19/05/2023	1.234	1.249	1.263	0.029	15.425
20/05/2023	1.134	1.188	1.239	0.105	15.401
21/05/2023	1.142	1.199	1.263	0.121	15.425
22/05/2023	1.228	1.246	1.271	0.043	15.433
23/05/2023	1.097	1.165	1.236	0.139	15.398
24/05/2023	1.092	1.138	1.179	0.087	15.341
25/05/2023	1.170	1.203	1.235	0.065	15.397
26/05/2023	1.197	1.221	1.241	0.044	15.403
27/05/2023	1.163	1.182	1.213	0.050	15.375
28/05/2023	1.153	1.162	1.178	0.025	15.340
29/05/2023	1.158	1.182	1.206	0.048	15.368
30/05/2023	1.203	1.220	1.234	0.031	15.396
31/05/2023	1.207	1.216	1.224	0.017	15.386

01/06/2023	1.192	1.210	1.234	0.042	15.396
02/06/2023	1.177	1.206	1.219	0.042	15.381
03/06/2023	1.204	1.223	1.236	0.032	15.398
04/06/2023	1.195	1.224	1.237	0.042	15.399
05/06/2023	1.225	1.242	1.257	0.032	15.419
06/06/2023	1.205	1.225	1.247	0.042	15.409
07/06/2023	1.178	1.199	1.224	0.046	15.386
08/06/2023	1.162	1.193	1.212	0.050	15.374
09/06/2023	1.191	1.208	1.225	0.034	15.387
10/06/2023	1.196	1.212	1.227	0.031	15.389
11/06/2023	1.200	1.219	1.233	0.033	15.395
12/06/2023	1.191	1.235	1.267	0.076	15.429
13/06/2023	1.250	1.271	1.289	0.039	15.451
14/06/2023	1.251	1.271	1.284	0.033	15.446
15/06/2023	1.267	1.293	1.309	0.042	15.471
16/06/2023	1.229	1.261	1.306	0.077	15.468
17/06/2023	1.207	1.230	1.247	0.040	15.409
18/06/2023	1.193	1.218	1.241	0.048	15.403
19/06/2023	1.172	1.204	1.234	0.062	15.396
20/06/2023	1.212	1.236	1.261	0.049	15.423
21/06/2023	1.206	1.239	1.261	0.055	15.423
22/06/2023	1.259	1.279	1.295	0.036	15.457
23/06/2023	1.267	1.280	1.293	0.026	15.455
24/06/2023	1.241	1.297	1.330	0.089	15.492
25/06/2023	1.190	1.233	1.277	0.087	15.439
26/06/2023	1.246	1.260	1.280	0.034	15.442

Averages
for 1 Jan to
26 Jun

2015	1.80
2016	1.72
2017	1.64
2018	1.61
2019	1.67
2020	1.77

2021	1.64
2022	1.65
2023	1.52

APPENDIX 02

Project changes in flow in Loch Ness under a Sensible Worst Case Scenario

Foyers, Red John & Kemp on Sensible Worst Case Cycle with average Ness Level

	Generatio n Flow (m3/s)	Pumping Flow (m3/s)
PSH Foyers Red John Kemp	200 220 416	140 154 289

Hour	Pumping Cycle Level (m AoD)	Inflow to LN (m3/s)	Outflow at Ness Weir (m3/s)	PSH Pumping Flow (m3/s)				Rate of level reduction in Loch Ness (m)	Rate of level reducti on in Loch Ness (mm)
				Foyers	RJ	Kemp	Total		
1	16,000	150	153,05	140	154	289	586,0525	0,037	37,408
2	15,963	150	135,15	140	154	289	568,1487	0,036	36,265
3	15,926	150	118,52	140	154	289	551,5155	0,035	35,203
4	15,891	150	103,08	140	154	289	536,0811	0,034	34,218
5	15,857	150	88,78	140	154	289	521,7828	0,033	33,305
6	15,824	150	75,57	140	154	289	508,5667	0,032	32,462
7	15,791	150	63,39	140	154	289	496,3873	0,032	31,684
8	15,759	150	52,21	140	154	289	485,2084	0,031	30,971
9	15,728	150	42,00	140	154	289	475,0033	0,030	30,319
10	15,698	150	32,76	140		289	311,7565	0,020	19,899
11	15,678	150	28,30	140		289	307,3	0,020	19,615
12	15,659	150	28,30	140		289	307,3	0,020	19,615
13	15,639	150	28,30	140		289	307,3	0,020	19,615
14	15,619	150	28,30	140		289	307,3	0,020	19,615
15	15,600	150	28,30	140		289	307,3	0,020	19,615
16	15,580	150	28,30	140		289	307,3	0,020	19,615
17	15,561	150	28,30	140		289	307,3	0,020	19,615
18	15,541	150	28,30	140		289	307,3	0,020	19,615
19	15,521	150	28,30	140		289	307,3	0,020	19,615

20	15,502	150	28,30	140		289	307,3	0,020	19,615
21	15,482	150	28,30	140		289	307,3	0,020	19,615
22	15,463								5

Total **0,53749805****0,537**

Hour	Generation Cycle Level (m AoD)	Inflow to LN (m3/s)	Outflow at Ness Weir (m3/s)	PSH Generation Flow (m3/s)				Rate of level increase in Loch Ness (m)	Rate of level increase in Loch Ness (mm)
				Foyers	RJ	Kemp	Total		
1	15,270	30	28,30	200	220	416	837,7	0,053	53,470
2	15,323	30	28,30	200	220	416	837,7	0,053	53,470
3	15,377	30	28,30	200	220	416	837,7	0,053	53,470
4	15,430	30	28,30	200	220	416	837,7	0,053	53,470
5	15,484	30	28,30	200	220	416	837,7	0,053	53,470
6	15,537	30	28,30	200	220	416	837,7	0,053	53,470
7	15,591	30	28,30	200		416	617,7	0,039	39,428
8	15,630	30	28,30	200		416	617,7	0,039	39,428
9	15,670	30	28,30	200		416	617,7	0,039	39,428
10	15,709	30	36,00	200		416	609,9959	0,039	38,936
11	15,748	30	48,36	200		416	597,6387	0,038	38,147
12	15,786	30	61,59	200		416	584,4072	0,037	37,303
13	15,823	30	75,52	200		416	570,4763	0,036	36,413
14	15,860	30	90,01	200		416	555,9936	0,035	35,489
15	15,895	30	104,91	200		416	541,0862	0,035	34,537
16	15,930								

Total **0,660****0,660**

EUROPEAN OFFICES

AYLESBURY

T: +44 (0)1844 337380

BELFAST

belfast@slrconsulting.com

BIRMINGHAM

T: +44 (0)121 2895610

BONN

T: +49 (0)176 60374618

BRADFORD-ON-AVON

T: +44 (0)1225 309400

BRISTOL

T: +44 (0)117 9064280

CARDIFF

T: +44 (0)2920 491010

CHELMSFORD

T: +44 (0)1245 801630

CORK

T: +(021) 240 9000

DUBLIN

T: +353 (0)1 296 4667

EDINBURGH

T: +44 (0)131 335 6830

EXETER

T: +44 (0)1392 490152

FRANKFURT

frankfurt@slrconsulting.com

GLASGOW

glasgow@slrconsulting.com

GRENOBLE

T: +33 (0)6 23 37 14 14

KILKENNY

kilkenny@slrconsulting.com

LEEDS

T: +44 (0)113 5120293

LONDON

T: +44 (0)203 8056418

MAIDSTONE

T: +44 (0)1622 609242

MANCHESTER

T: +44 (0)161 8727564

NETHERLANDS

T: +31 6 28 02 18 80

NEWCASTLE UPON TYNE

T: +44 (0)1844 337380

NOTTINGHAM

T: +44 (0)115 9647280

SHEFFIELD

T: +44 (0)114 2455153

SHREWSBURY

T: +44 (0)1743 239250

SPAIN

T: +34 6 82 04 83 01

STIRLING

T: +44 (0)1786 239900

WORCESTER

T: +44 (0)1905 751310